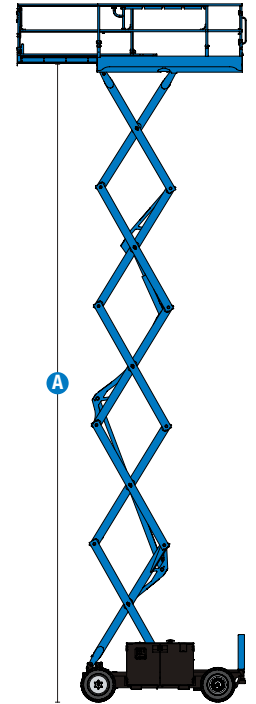


Genie® GS™ -2669 DC, GS-3369 DC & GS-4069 DC

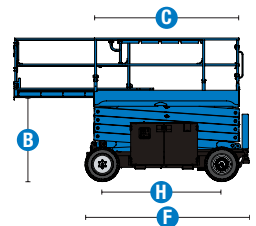
Specifications

Models	GS-2669 DC		GS-3369 DC		GS-4069 DC	
Measurements	US	Metric	US	Metric	US	Metric
Working height max. ⁽¹⁾	32 ft 2 in	10 m	38 ft 8 in	11.96 m	46 ft 3 in	14.30 m
A Platform height max.	26 ft 2 in	8 m	32 ft 8 in	9.96 m	40 ft 3 in	12.30 m
B Platform height - stowed	4 ft 10 in	1.47 m	4 ft 10 in	1.47 m	5 ft 5 in	1.65 m
C Platform length - outside	9 ft 2 in	2.79 m	9 ft 2 in	2.79 m	9 ft 2 in	2.79 m
Platform length - outside, extended	14 ft 2 in	4.32 m	14 ft 2 in	4.32 m	14 ft 2 in	4.32 m
Slide-out platform extension deck - length	5 ft	1.52 m	5 ft	1.52 m	5 ft	1.52 m
D Platform width - outside	5 ft 3 in	1.60 m	5 ft 3 in	1.60 m	5 ft 3 in	1.60 m
Toeboard height	6 in	15 cm	6 in	15 cm	6 in	15 cm
E Height - stowed (folding rails)	8 ft 6 in	2.59 m	8 ft 6 in	2.59 m	9 ft	2.74 m
Height - stowed (rails lowered)	6 ft 3.5 in	1.92 m	6 ft 3.5 in	1.92 m	6 ft 10 in	2.08 m
F Length machine - stowed	10 ft 3 in	3.12 m	10 ft 3 in	3.12 m	10 ft 3 in	3.12 m
Length machine - stowed, extended	14 ft 9.5 in	4.50 m	14 ft 9.5 in	4.50 m	14 ft 9.5 in	4.50 m
Length machine - with outriggers	12 ft 4 in	3.76 m	12 ft 4 in	3.76 m	12 ft 4 in	3.76 m
G Width	5 ft 9 in	1.75 m	5 ft 9 in	1.75 m	5 ft 9 in	1.75 m
H Wheelbase	7 ft 6 in	2.29 m	7 ft 6 in	2.29 m	7 ft 6 in	2.29 m
I Ground clearance (center)	9.5 in	24 cm	9.5 in	24 cm	9.5 in	24 cm



Productivity

	4/4		4/2		3/2	
Max. platform occupancy (in/out)						
Lift capacity	1,500 lb	680 kg	1,000 lb	454 kg	800 lb	363 kg
Lift capacity - extension deck extended	300 lb	136 kg	300 lb	136 kg	300 lb	136 kg
Max. platform drive height	26 ft 2 in	8 m	32 ft 8 in	9.96 m	40 ft 3 in	12.3 m
Drive speed - stowed	4.5 mph	7.2 km/h	4.5 mph	7.2 km/h	4.5 mph	7.2 km/h
Drive speed - raised	0.3 mph	0.5 km/h	0.3 mph	0.5 km/h	0.3 mph	0.5 km/h
Gradeability - stowed ⁽²⁾	35%		35%		35%	
Turning radius - inside/outside	83 in/181.2 in	2.11 m/4.6 m	83 in/181.2 in	2.11 m/4.6 m	83 in/181.2 in	2.11 m/4.6 m
Lifting speed - raise/lower	34/36 sec		39/34 sec		61/43 sec	
Tilt sensor activation (front to back/side to side)	3°/2°		3°/2°		3°/2°	
Max. outrigger leveling (front to back /side to side)	5.3°/11.7°		5.3°/11.7°		5.3°/11.7°	
Tires - Non-marking, rough terrain	12×26 in	30×66 cm	12×26 in	30×66 cm	12×26 in	30×66 cm

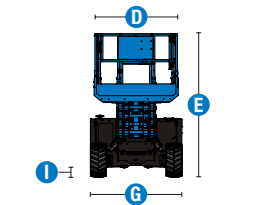


Power

Power	48V DC (8×6V 315Ah)	48V DC (8×6V 315Ah)	48V DC (8×6V 315Ah)
Hydraulic tank capacity	18 gal	68.1 L	18 gal

Weight⁽³⁾ and Floor Loading⁽⁴⁾

Weight	7,946 lb	3,604 kg	7,687 lb	3,487 kg	10,948 lb	4,966 kg
Weight with outriggers	8,739 lb	3,964 kg	8,480 lb	3,846 kg	11,741 lb	5,325 kg
Tire load max.	3,316 lb	1,504 kg	3,180 lb	1,442 kg	3,735 lb	1,694 kg
Tire contact pressure	82.9 psi	572 kPa	79.5 psi	548 kPa	92.9 psi	641 kPa
Occupied floor pressure	183 psf	8.78 kPa	170 psf	8.14 kPa	220 psf	10.56 kPa



Sound and Vibration Levels

Sound Pressure level (ground workstation)	< 70 dBA		< 70 dBA		< 70 dBA	
Sound Pressure level (platform workstation)	< 70 dBA		< 70 dBA		< 70 dBA	
Vibrations	< 8 ft 2 in/s ²	< 2.5 m/s ²	< 8 ft 2 in/s ²	< 2.5 m/s ²	< 8 ft 2 in/s ²	< 2.5 m/s ²

(1) The metric equivalent of working height adds 2 m to platform height. US adds 6 ft to platform height.
 (2) Gradeability applies to driving on slopes and may vary depending on options and machine configurations. See operator's manual for details regarding slope ratings.
 (3) Weight refers to standard configuration and may vary depending on options and/or country standards.
 (4) Floor loading information is approximate and may vary depending on options and machine configurations. It should be used only with adequate safety factors.

Genie® GS™ -2669 DC, GS-3369 DC & GS-4069 DC

SKU: Standard Model

- **GS266901CE0002:** GS-2669 DC, 220V
- **GS266901CE0003:** GS-2669 DC, 220V, Auto leveling outriggers
- **GS336901CE0002:** GS-3369 DC, 220V
- **GS336901CE0001:** GS-3369 DC, 220V, Auto leveling outriggers

SKU: Standard Model

- **GS406901CE0002:** GS-4069 DC, 220V
- **GS406901CE0001:** GS-4069 DC, 220V, Auto leveling outriggers

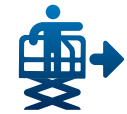
* Build to Order

Option availability		S	S+	BtO
Power	Standard FLA flooded lead acid batteries	✓	✓	✓
	High capacity DC battery (Standard on GS-4069 DC)			○
	110V/50Hz			○
	48V DC drive system	✓	✓	✓
Platform	Folding rails, Full-height swing gate	✓	✓	✓
	Single slide-out extension deck	✓	✓	✓
	Power to platform, no RCBO	✓	✓	✓
	Power to platform with RCBO		○	○
	Air line to platform			○
	AC power to platform	✓	✓	✓
	Diamond plate platform deck	✓	✓	✓
	Electronic horn	✓	✓	✓
	Lanyard attachment points	✓	✓	✓
	Link guards (GS-4069)	✓	✓	✓
	Platform control guard (PCON)	✓	✓	✓
	Platform load sense system	✓	✓	✓
	Proportional drive and lift	✓	✓	✓
	Self-closing entry gate	✓	✓	✓
	SmartLink dual zone control system	✓	✓	✓
	Chassis	Lift Connect Telematics		○
Lift Connect with Access Manager upgrade			○	○
Eco32 biodegradable hydraulic oil				○
Rough Terrain, foam-filled, non-marking tires		✓	✓	✓
Auto leveling hydraulic outriggers				○
2 wheel drive		✓	✓	✓
Active oscillating axle		✓	✓	✓
Descent, tilt and motion alarm		✓	✓	✓
Dual LED flashing beacons		✓	✓	✓
Dual wheel multi-disc brakes		✓	✓	✓
On-board diagnostic system with battery charge indicator		✓	✓	✓
Rear axle sealed AC drive motors	✓	✓	✓	
Tech Pro Link connector	✓	✓	✓	

- S Standard
- S+ Standard +
- BtO Build to Order
- ✓ Standard Features
- Options



Rough Terrain Capabilities



Full Height Drive



Sealed AC Drive Motors



Genie Genuine Accessories⁽¹⁾

- Lift Tools Productivity Tools
- Lift Connect Telematics
- Tech Pro Link Handheld Device

(1) More accessories available from Genie Genuine Parts.

Product specifications are subject to change without notice or obligation. Photographs and/or drawings herein are for illustrative purposes only. Refer to the appropriate Operator's Manual for instructions on proper equipment use. Failure to follow instructions in the Operator's Manual may result in serious injury or death. The only warranty applicable to our equipment is the standard written warranty applicable to the particular product and sale and we make no other warranty, express or implied. Products and services listed may be trademarks, service marks or trade names of Terex Corporation and/or their subsidiaries in the USA and many other countries. Terex, Genie, Quality By Design, Xtra Capacity, Lift Power, Lift Guard, Lift Tools, Lift Connect and Tech Pro Link are registered trademarks of Terex Corporation or its subsidiaries.