

100
ATLAS 1919 - 2019

ATLAS
SINCE 1919

-  20.3 – 23.5 t
-  129 KW (175 HP)
EU Stage V
-  0.76 - 1.3 m³

**STABLE.
STRONG.
STEADY.**



WHEELED EXCAVATOR 190W

WWW.ATLASGMBH.COM

ATLAS – CONSTRUCTION MACHINERY MANUFACTURER WITH TRADITION

From person to person

When Hinrich Weyhausen started selling construction and agricultural machinery in 1919, he discovered that the machines which his customers actually needed were not available. So he listened to them carefully and went about building the machines himself – exactly according to the requirements of the people who used his machines every day. He carried out pioneering work with a passion under the brand name of Atlas. His focus was always on the benefit of the machines. And nothing has changed for us in terms of this ideal today.



**Atlas will make you strong
with excellent products and
a comprehensive service.**



With highly motivated employees, a great deal of commitment and expertise ATLAS GmbH develops successful crane & excavator technologies. Numerous customers, engineers and experts all around the globe have made their contribution. The result is robust equipment to enable you to work more effectively and safely than ever before.

As our know-how grew, so too did our dealer and service network worldwide.

We can hence guarantee – in those days and today too – that we will always be on the spot when you need us.



Atlas manufactures a wide range of equipment for the construction, railroad, material handling and infrastructure industries. You will find more information on Atlas under www.atlasgmbh.com.

CONSTRUCTION



TRANSPORT



INFRASTRUCTURE



RECYCLING



CUSTOMER SATISFACTION IS OUR PRIORITY!

WE ARE COMMITTED

to providing our customers with highest quality products and services.

QUALITY STANDARDS AND CUSTOMER SATISFACTION

are measured in terms of service performance, reliability, relevance and timeliness.

OUR COMPANY'S MISSION, GOALS AND OBJECTIVES

are directed towards ongoing process improvement as a basis for strengthening our competitive position and for improving product quality and service standards.

QUALITY STANDARDS AND CUSTOMER SATISFACTION

are measured in terms of product performance and reliability.

PRODUCT RANGE

190W





**EXTENSIVE DEALER NETWORK
EXCELLENT SERVICE
CUSTOMER FOCUSED**

ATLAS - The new excavator cabin



The new ATLAS cabin –
Best climate, sharp
display, digital and direct,
more space, best view, extre-
mely quiet, feel good

Clear control panel –
Direct selection via keys or digital
control via button.....



Move safely: Standard lateral-
and rear view cameras



Most powerful air conditioning system
- short airways - large lines -
cross sections - silent



Best view – especially to the right



ATLAS SINCE 1939 - The new excavator cabin

Stay communicated - radio with USB connection - mobile phone tray by the left joystick



Easy: Upper carriage lock at the push of a button on T



Bottle holder near the driver



Lunch break - space for cool box with electrical connection - behind the driver's seat



Floor non-slip and Easy to sweep - storage space for tools and materials



TECHNICAL SPECIFICATION 190W

ENGINE

Power rating.....129 kW (175 HP)	Bore / cylinder stroke 101 / 126	STANDARD BASIC EQUIPMENT:
RPM 1800/min	Cooling system Water-cooled	• Automatic idling system / Engine stop
Model..... Cummins QSB 6.7 EU Stage V	Air filter..... Dry air filter	• Diesel pre-filter
Design.....Turbocharger / charge-air cooling	Battery..... 2 x 12 V / 100 Ah	• Engine monitoring
Cylinder capacity 6700 cm ³	Generator 24 V / 100 A	
Number of cylinders 6	Starter..... 24 V / 3.2 kW	

HYDRAULIC SYSTEM

• AWE 5 system (Load sensing)	• Pipe break protection valves for lifting and articulated cylinders	• Operating modes:
• Load limit controlled high-performance pump	• Proportional grab and grab rotating function	F1 (Fine)
• Fuel-efficient flow-on-demand control	• 3 circuits for additional consumer loads possible	F2 (Eco)
• Sensitive, proportional, independent control	• Max. oil flow 380 l/min	F3 (Power)
• Primary and secondary protection against overload	• Max. operating pressure 320 (350) bar	• Accumulator for emergency lowering of the arm system
• Suction valves for all work functions	• Cylinder end position damping	• Load-limit control

SWING ASSEMBLY

• Axial piston motor with priority valve	• Automatically controlled multi-disc brake	• Swing torque 63.2 kNm
• Planetary transmission	• Two, two-stage valves	• Max. swing speed 11/min

TRACTION DRIVE AND BRAKES

• Variable displacement motor	• Automotive traveling and cruise control:	• Tractive force..... 91.8 kN
• Power-shift transmission	• Max. speed 20 km/h	• Gradeability 55 %
• Double-acting brake valve	• Off-road speed 5 km/h	• Dual-circuit brake system Multi-disc
• Travel direction pre-selection via switch in joystick	• Crawling speed..... 3 km/h	• Parking brake Multi-disc

UNDERCARRIAGE

• Steering axle with automatic oscillating axle locking	• Heavy duty axles	• STD tires: Mitas 10.00-20 16PR EM23
• Additional axis locking via left joystick	• Toolbox in undercarriage	

TIRES

OPTIONAL:

• 4-road tyres 710/40 – 22.5 24PR Nokia	• 8-road tyres 10.00-20 16PR profile for asphalt use	• 8-road tyres 315/70 R22.5 Marked with a band, Grader type
• 8-road tyres 10.00-20 16PR Nokia	• 8-road tyres 10.00-20 Super elastic (up to 16 km/h)	• 8-road tyres 215/70 R22.5 Caliber Power Grip 23

WORKING EQUIPMENT 190W

DRIVER'S CAB

<ul style="list-style-type: none"> • Meets latest safety standards (ROPS) • Extra large entry zone • Spacious leg room • Radio preparation with mute function • Ready for electric cooling box • Different options for storage, compartment for documents • Heat-absorbing glass, tinted windows • Excellent all-way visibility • Bottle holder 	DRIVER'S SEAT: <ul style="list-style-type: none"> • Comfort seat with headrest • Arm rests and lumbar support • Seat adjustable separately from console • Air suspension • Heated • Horizontal and vertical suspension • Lumbar support 	MONITORING: <ul style="list-style-type: none"> • Operating data display screen • Automatic system for monitoring, warning and storage of data • Rear view security camera • Right side camera
	CONTROL: <ul style="list-style-type: none"> • Ergonomic joysticks with proportional slide control • Slim steering column, height and tilt adjustable • Indicators, controls and operating switches are clearly arranged • Swing axle lock in the left joystick 	CLIMATE CONTROL: <ul style="list-style-type: none"> • Automatic climate control • Excellent air distribution through optimally arranged nozzles • Refrigerant R134a
		SOUND LEVELS: <ul style="list-style-type: none"> • ISO 6396 (L_pA) in driver's cab 71 dB(A) • 2000/14 EG (L_wA) ambience level 101 dB(A)

ADDITIONAL EQUIPMENT

<ul style="list-style-type: none"> • Refueling pump • Beacon light • Gear protection • Cabin Sliding door • Cab protection guard • Wheel cover • Cab elevation • Joystick steering • 270° camera system 	<ul style="list-style-type: none"> • LED working lights • 35% axle differential lock • Alarm-signal while driving • Auxiliary heating with water circuit • Automatic working brake • Switch hydraulic attachment kit, supports separately at front and rear • Hydraulic add-on kit, switch supports axially separately • Proportional control of supports by slide in joystick • Automatically controlled and monitored electric central lubrication system for uppercarriage and arm equipment 	<ul style="list-style-type: none"> • Premium Driver seat (Actimo Evolution) • Electric cooling box • Radio with USB • GPS/GSM telemetric system for monitoring of operating data, consumption, position • Biodegradable oil • Wide axles (overall width 2750 mm) • Wide dozer blade (2750 mm) • Additional counterweight: 500 kg
		<p>Other additional equipment: See price list</p> <p>Special options: upon request</p>

FILL CAPACITIES

• Fuel tank382 litres	• Engine oil20 litres	• Hydraulic system290 litres
• Cooling system42 litres	• Hydraulic tank224 litres	• Ad Blue®50 litres

OPERATING WEIGHTS

	MONOBLOCK BOOM 5.68 m (C21.3M)		ADJUSTABLE BOOM Base arm 1.95 m (C21.41) Boom 3.41 m (C21.46)		ADJUSTABLE BOOM Base arm 1.95 m (C21.41) Boom 3.83 m (C21.461)	
	Stick 2.70 m (D21.2)	Stick 3.20 m (D21.3)	Stick 2.15 m (D21.23)	Stick 2.65 m (D21.33)	Stick 2.15 m (D21.23)	Stick 2.65 m (D21.33)
Support dozer blade	20.3 - 21.3 t	20.3 - 21.3 t	20.6 - 21.6 t	20.6 - 21.6 t	21.0 - 22.0 t	21.1 - 22.1 t
SDB / outriggers	21.8 - 22.8 t	21.8 - 22.8 t	22.1 - 23.1 t	22.1 - 23.1 t	22.5 - 23.5 t	22.6 - 23.6 t
4 support outriggers	21.8 - 22.8 t	21.8 - 22.8 t	22.1 - 23.1 t	22.1 - 23.1 t	22.5 - 23.5 t	22.6 - 23.6 t

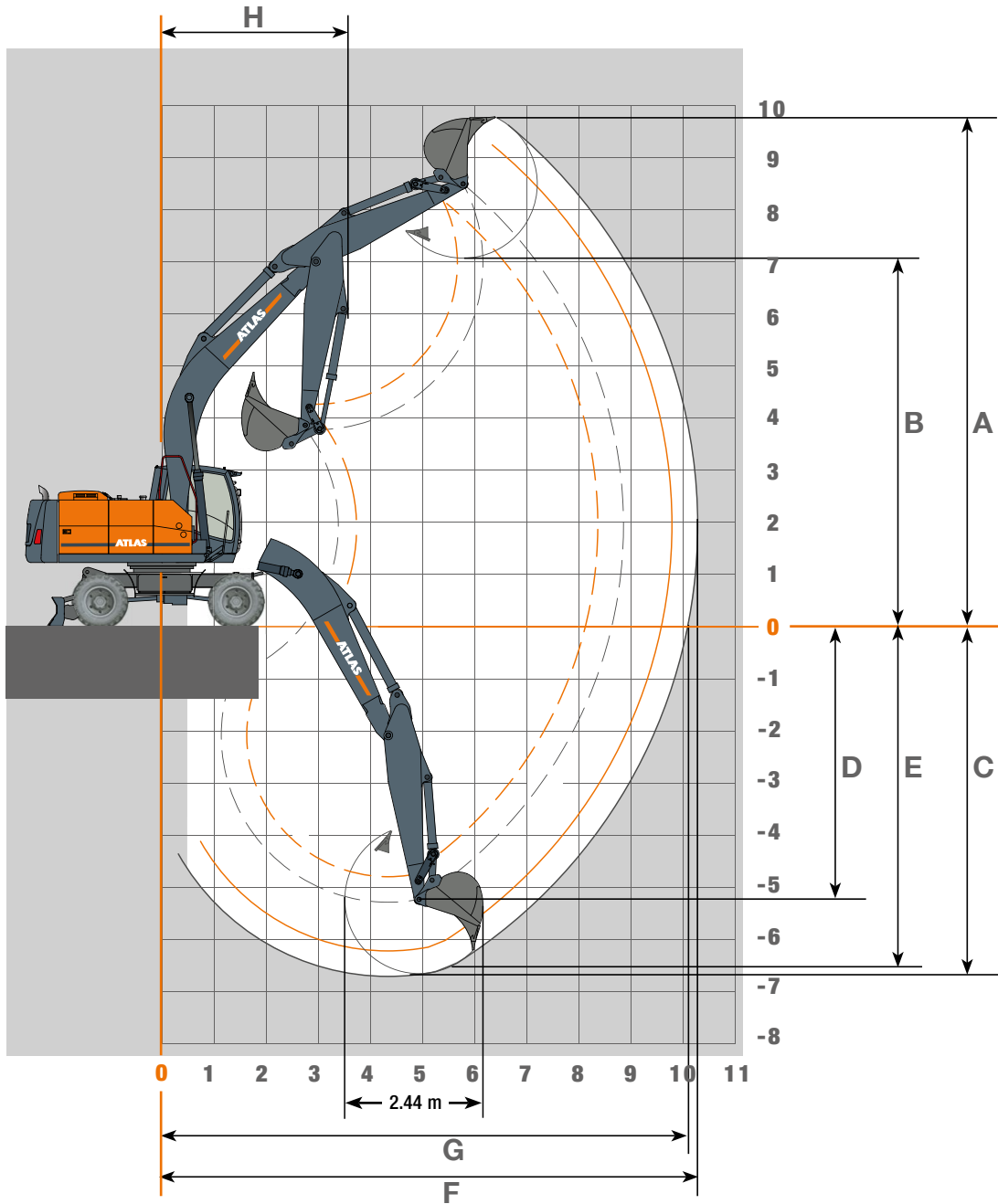
Operating weight incl. driver, fuel, lubricants and coolant plus 1.5 ton for attachments

ATTACHMENTS (SELECTION)

	Bucket F415	Bucket F416	Bucket F417	Bucket F648
Capacity SAE	0.67 m ³	0.82 m ³	0.92 m ³	1.12 m ³
Cutting width	850 mm	1000 mm	1100 mm	1300 mm

WORKING RANGES 190W

Monoblock boom 5.68 m (C21.3M)





STICK LENGTHS	2.70 m (D21.2)	3.20 m (D21.3)
A Max. digging height	9.54 m	9.77 m
B Max. dumping height	6.83 m	7.06 m
C Max digging depth	6.21 m	6.71 m
D Max. vertical wall digging depth	4.20 m	4.65 m
E Max. digging depth of cut for 2.44 m level	5.95 m	6.45 m
F Max. digging reach	9.77 m	10.27 m
G Max. digging reach at ground level	9.30 m	10.10 m
H Min. front swing radius	3.64 m	3.61 m
Max. bucket digging force	132 kN	132 kN
Max. stick digging force	92 kN	82 kN



Unit is equipped with monoblock boom 5.68 m (C21.3M).

LIFTING CAPACITIES 190W

Lifting capacities Monoblock boom 5.68 m (C21.3M) and stick 2.70 m (D21.2). Max reach 9.77 m. Alternative counterweight 4.0 t

Height	Undercarriage type		3.0 m	3.5 m	4.0 m	4.5 m	5.0 m	5.5 m	6.0 m	6.5 m	7.0 m	7.5 m	8.0 m
+7.5 m	FRONT 	SDB rear, supported SDB front, raised							5862 5245*				
	LATERAL 	SDB supported SDB raised							3496* 3864*				
+6.0 m	FRONT 	SDB rear, supported SDB front, raised						6388 5954*	6290 5222*	6223 4545*	6201 4017*		
	LATERAL 	SDB supported SDB raised						3957* 4374*	3479* 3847*	3012* 3338*	2655* 2946*		
+4.5 m	FRONT 	SDB rear, supported SDB front, raised				8261 8001*	7681 6710*	7263 5815*	6917 5000*	6661 4422*	6466 3943*	6112* 3539*	
	LATERAL 	SDB supported SDB raised				5128* 5713*	4358* 4844*	3810* 4229*	3273* 3637*	2900* 3223*	2585* 2875*	2315* 2578*	
+3.0 m	FRONT 	SDB rear, supported SDB front, raised				10415 7270*	9336 6218*	8515 5416*	7886 4743*	7398 4239*	6682* 3799*	5995* 3437*	5417* 3125*
	LATERAL 	SDB supported SDB raised				4503* 5066*	3917* 4392*	3452* 3862*	3045* 3403*	2734* 3054*	2454* 2742*	2221* 2482*	2015* 2254*
+1.5 m	FRONT 	SDB rear, supported SDB front, raised				12014 6671*	10757 5877*	9670* 5119*	8331* 4526*	7340* 4063*	6526* 3664*	5875* 3335*	5325* 3048*
	LATERAL 	SDB supported SDB raised				4036* 4573*	3612* 4080*	3191* 3594*	2849* 3202*	2574* 2890*	2330* 2615*	2126* 2385*	1946* 2183*
+0 m	FRONT 	SDB rear, supported SDB front, raised				12811 6641*	11249* 5694*	9507* 4983*	8188* 4406*	7235* 3969*	6428* 3582*	5796* 3270*	5282* 3011*
	LATERAL 	SDB supported SDB raised				3960* 4506*	3457* 3919*	3065* 3466*	2737* 3089*	2484* 2799*	2255* 2539*	2068* 2326*	1910* 2147*
-1.5 m	FRONT 	SDB rear, supported SDB front, raised	10756 10756	13776 10199*	13878 8043*	12413 6662*	11175 5690*	9450* 4949*	8185* 4396*	7197* 3944*	6426* 3579*	5820* 3287*	
	LATERAL 	SDB supported SDB raised	7355* 8528*	5760* 6618*	4696* 5364*	3977* 4523*	3452* 3914*	3040* 3439*	2726* 3078*	2465* 2779*	2252* 2535*	2081* 2340*	
-3.0 m	FRONT 	SDB rear, supported SDB front, raised	15189 14018*	13576 10349*	12281 8202*	11085 6828*	10042 5805*	9163 5057*	8254 4499*	7332* 4052*			
	LATERAL 	SDB supported SDB raised	8766* 7579*	6765* 5905*	4836* 4836*	4111* 4111*	3552* 4017*	3132* 3534*	2817* 3171*	2562* 2878*			
-4.5 m	FRONT 	SDB rear, supported SDB front, raised	11051 11051	10060 10060	9137 8588*	8225 7130*	7237 6099*						
	LATERAL 	SDB supported SDB raised	7913* 9115*	6246* 7125*	5141* 5828*	4377* 4937*	3808* 4281*						

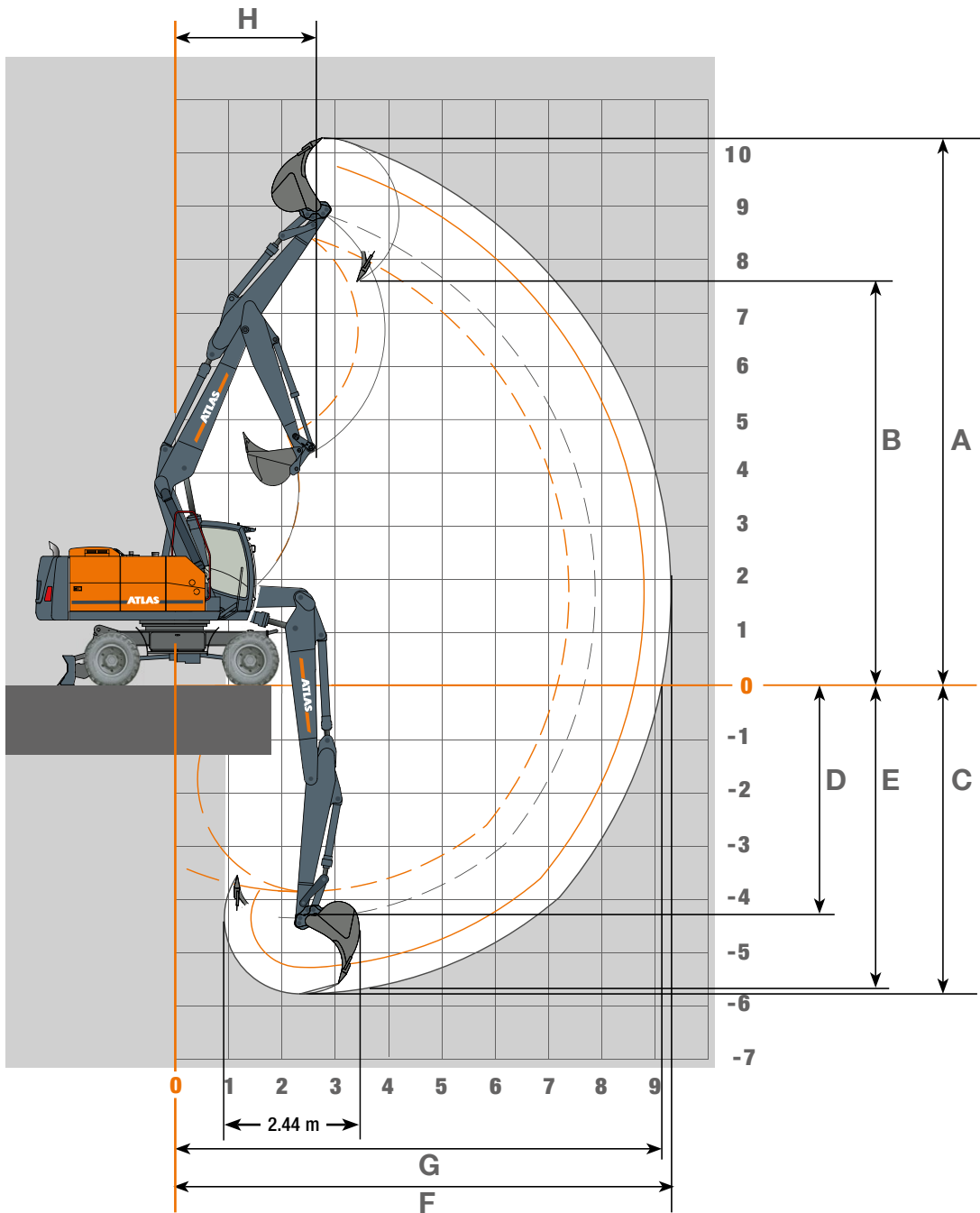
Lifting capacities Monoblock boom 5.68 m (C21.3M) and stick 3.20 m (D21.3). Max reach 10.27 m. Alternative counterweight 4.0 t

Height	Undercarriage type		3.0 m	3.5 m	4.0 m	4.5 m	5.0 m	5.5 m	6.0 m	6.5 m	7.0 m	7.5 m	8.0 m	8.5 m
+7.5 m	FRONT 	SDB rear, supported SDB front, raised								5252 4729*				
	LATERAL 	SDB supported SDB raised								3178* 3507*				
+6.0 m	FRONT 	SDB rear, supported SDB front, raised							5773 5255*	5743 4678*	5728 4117*	5312 3668*		
	LATERAL 	SDB supported SDB raised							3529* 3893*	3141* 3467*	2744* 3037*	2433* 2698*		
+4.5 m	FRONT 	SDB rear, supported SDB front, raised						6717 5916*	6472 5166*	6247 4503*	6085 4008*	5952 3606*	5563* 3251*	
	LATERAL 	SDB supported SDB raised						3902* 4323*	3425* 3792*	2975* 3299*	2646* 2937*	2375* 2639*	2131* 2373*	
+3.0 m	FRONT 	SDB rear, supported SDB front, raised				9659 7446*	8729 6358*	8021 5489*	7472 4821*	7041 4293*	6698 3853*	6034* 3474*	5461* 3165*	4964* 2886*
	LATERAL 	SDB supported SDB raised				5216* 4647*	4513* 4032*	3932* 3521*	3474* 3114*	3104* 2783*	2792* 2504*	2518* 2256*	2292* 2053*	2086* 1865*
+1.5 m	FRONT 	SDB rear, supported SDB front, raised				11729 6895*	10288 5905*	9309 5187*	8426* 4586*	7373* 4093*	6582* 3702*	5917* 3366*	5352* 3068*	4886* 2818*
	LATERAL 	SDB supported SDB raised				4177* 4730*	3648* 4114*	3246* 3651*	2895* 3251*	2601* 2918*	2361* 2647*	2152* 2412*	1962* 2200*	1801* 2021*
+0 m	FRONT 	SDB rear, supported SDB front, raised			13654 7950*	12652 6625*	11230 5703*	9504* 4979*	8188* 4404*	7222* 3960*	6437* 3584*	5805* 3272*	5285* 3008*	4832* 2773*
	LATERAL 	SDB supported SDB raised			4609* 5275*	3943* 4489*	3457* 3921*	3061* 3461*	2735* 3087*	2478* 2793*	2254* 2538*	2066* 2325*	1905* 2142*	1760* 1979*
-1.5 m	FRONT 	SDB rear, supported SDB front, raised	10114 10114	12765 9973*	14278 7971*	12595 6577*	11205* 5643*	9440* 4922*	8129* 4353*	7141* 3902*	6388* 3546*	5783* 3252*	5284* 3006*	
	LATERAL 	SDB supported SDB raised	7127* 8289*	5589* 6437*	4618* 5286*	3903* 4447*	3405* 3867*	3008* 3408*	2687* 3038*	2428* 2741*	2220* 2503*	2047* 2306*	1903* 2140*	
-3.0 m	FRONT 	SDB rear, supported SDB front, raised	15625 13652*	14539 10129*	12914 8034*	11645 6703*	10499 5698*	9516* 4984*	8226* 4419*	7240* 3973*	6480* 3619*			
	LATERAL 	SDB supported SDB raised	7318* 8487*	5728* 6580*	4697* 5363*	4004* 4553*	3460* 3922*	3064* 3465*	2743* 3096*	2487* 2803*	2285* 2570*			
-4.5 m	FRONT 	SDB rear, supported SDB front, raised	12982 12982	11546 10507*	10386 8403*	9453 6943*	8497 5916*	7547 5167*	6619 4619*					
	LATERAL 	SDB supported SDB raised	7688* 8881*	6032* 6898*	4989* 5670*	4214* 4769*	3654* 4121*	3237* 3640*	2929* 3286*					

The specified max. loading capacities in kilograms (kg) include a stability of 25% or are calculated at 87% of the hydraulic lifting power, as per ISO10567. These values are applicable at the tip of the arm with optimum positioning of the corresponding arm system. Weights of attached load carrying accessories (grab, magnet, load hook, etc.) are not included with the load carrying values. *Value limited due to excavator stability.

WORKING RANGES 190W

Adjustable boom: Base arm 1.95 m (C21.41) and boom 3.41 m (C21.46)





STICK LENGTHS	2.15 m (D21.23)	2.65 m (D21.33)
A Max. digging height	9.90 m	10.30 m
B Max. dumping height	7.20 m	7.60 m
C Max digging depth	5.30 m	5.80 m
D Max. vertical wall digging depth	3.88 m	4.38 m
E Max. digging depth of cut for 2.44 m level	5.20 m	5.70 m
F Max. digging reach	8.84 m	9.34 m
G Max. digging reach at ground level	8.65 m	9.15 m
H Min. front swing radius	2.75 m	2.73 m
Max. bucket digging force	125 kN	118 kN
Max. stick digging force	98 kN	84 kN























Unit is equipped with standard adjustable boom: base arm 1.95 m (C21.41) and boom 3.41 m (C21.46).

LIFTING CAPACITIES 190W

Adjustable boom: Base arm 1.95 m (C21.41) and boom 3.41 m (C21.46) with stick 2.15 m (D21.23). Max reach 8.84 m. Alternative counterweight 4.0 t

Height	Undercarriage type		3.0 m	3.5 m	4.0 m	4.5 m	5.0 m	5.5 m	6.0 m	6.5 m	7.0 m
+7.5 m	FRONT 	SDB rear, supported		6587	6573						
	LATERAL 	SDB front, raised		6587	6573						
+6.0 m	FRONT 	SDB rear, supported		6081	6123	5986	5880	5856	4634		
	LATERAL 	SDB front, raised		6081	6123	5986	5880	5856	4634		
+4.5 m	FRONT 	SDB supported		6081	6123	5781*	4924*	4176*	3504*		
	LATERAL 	SDB raised		6081	6123	5986	5427*	4604*	3873*		
+3.0 m	FRONT 	SDB rear, supported	8895	7915	7247	6637	6399	6101	5909	5768	
	LATERAL 	SDB front, raised	8895	7915	7247	6637	6399	6101	5443*	4652*	
+1.5 m	FRONT 	SDB supported	8895	7915	6771*	5714*	4947*	4295*	3673*	3115*	
	LATERAL 	SDB raised	8895	7915	7247	6314*	5452*	4726*	4046*	3441*	
+0 m	FRONT 	SDB rear, supported	10934	11012	9408	8221	7485	6896	6410	6046	5832
	LATERAL 	SDB front, raised	10934	11012	9408	8221	7312*	6366*	5440*	4647*	4096*
-1.5 m	FRONT 	SDB supported	9912*	7954*	6505*	5634*	4886*	4301*	3670*	3108*	2725*
	LATERAL 	SDB raised	10934	8908*	7236*	6234*	5387*	4732*	4043*	3435*	3018*
-3.0 m	FRONT 	SDB rear, supported	14211	12866	11099	9494	8558	7684	6984	6510	6087
	LATERAL 	SDB front, raised	14211	12640*	10156*	8501*	7251*	6153*	5223*	4457*	4029*
-4.5 m	FRONT 	SDB supported	9792*	7794*	6494*	5574*	4825*	4117*	3478*	3026*	2666*
	LATERAL 	SDB raised	11095*	8733*	7225*	6170*	5327*	4543*	3846*	3351*	2957*
-6.0 m	FRONT 	SDB rear, supported	16258	13412	11516	10049	8901	7992	7308	6708	6158
	LATERAL 	SDB front, raised	16258	12411*	9864*	8181*	6963*	5863*	5087*	4457*	3926*
-7.5 m	FRONT 	SDB supported	9410*	7561*	6221*	5293*	4570*	3850*	3348*	2930*	2573*
	LATERAL 	SDB raised	10697*	8499*	6945*	5880*	5064*	4270*	3714*	3255*	2862*
-9.0 m	FRONT 	SDB rear, supported	16428	13715	11677	10228	9097	8185	7354	6268	
	LATERAL 	SDB front, raised	15808*	11804*	9496*	7834*	6586*	5643*	4916*	4345*	
-10.5 m	FRONT 	SDB supported	8942*	7105*	5911*	4985*	4237*	3656*	3196*	2828*	
	LATERAL 	SDB raised	10208*	8016*	6624*	5565*	4722*	4071*	3558*	3150*	
-12.0 m	FRONT 	SDB rear, supported	16865	13843	11529	9700	7968	6203			
	LATERAL 	SDB front, raised	15665*	11661*	9167*	7561*	6388*	5532*			
-13.5 m	FRONT 	SDB supported	8833*	6947*	5638*	4745*	4072*	3554*			
	LATERAL 	SDB raised	10093*	7858*	6341*	5318*	4551*	3967*			

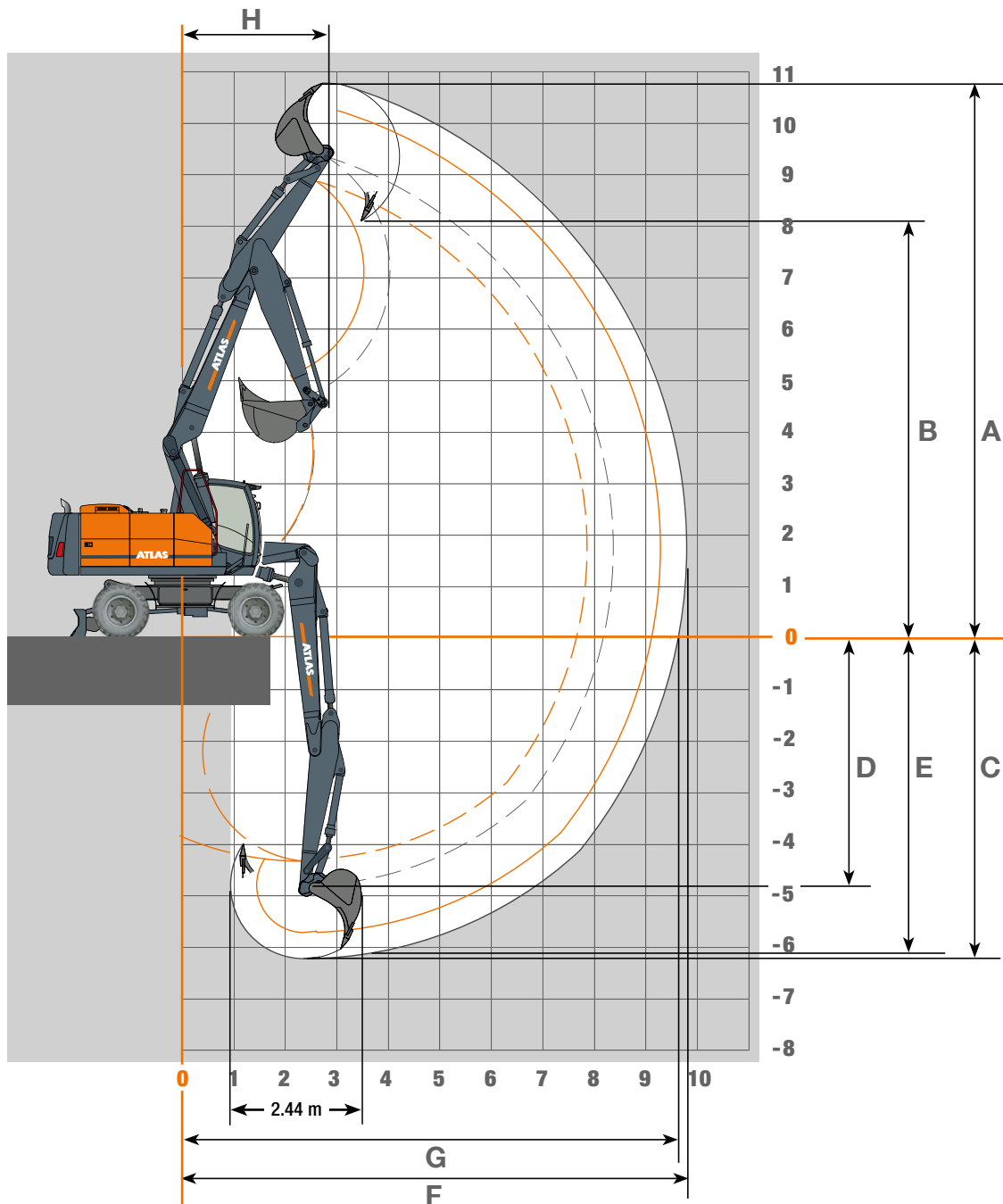
Adjustable boom: Base arm 1.95 m (C21.41) and boom 3.41 m (C21.46) with stick 2.65 m (D21.33). Max reach 9.34 m. Alternative counterweight 4.0 t

Height	Undercarriage type		3.0 m	3.5 m	4.0 m	4.5 m	5.0 m	5.5 m	6.0 m	6.5 m	7.0 m	7.5 m
+7.5 m	FRONT 	SDB rear, supported			5530	5584	5365					
	LATERAL 	SDB front, raised			5530	5584	5365					
+6.0 m	FRONT 	SDB supported			5530	5584	4836*					
	LATERAL 	SDB raised			5530	5584	5338*					
+4.5 m	FRONT 	SDB rear, supported			5193	5311	5281	5261	5281	4,231		
	LATERAL 	SDB front, raised			5193	5311	5281	5261	5281	4,231		
+3.0 m	FRONT 	SDB supported			5193	5311	5027*	4360*	3730*	3172*		
	LATERAL 	SDB raised			5193	5311	5281	4794*	4105*	3502*		
+1.5 m	FRONT 	SDB rear, supported	7444	6984	6310	6098	5827	5556	5399	5356	5276	
	LATERAL 	SDB front, raised	7444	6984	6310	6098	5827	5556	5399	4868*	4200*	
-1.5 m	FRONT 	SDB supported	7444	6984	6310	5786*	4949*	4343*	3828*	3304*	2821*	
	LATERAL 	SDB raised	7444	6984	6310	6098	5452*	4775*	4206*	3636*	3116*	
-3.0 m	FRONT 	SDB rear, supported	11044	9895	8565	7649	6869	6351	6091	5780	5529	5354
	LATERAL 	SDB front, raised	11044	9895	8565	7649	6869	6347*	5624*	4861*	4192*	3718*
-4.5 m	FRONT 	SDB supported	10016*	7941*	6626*	5644*	4877*	4294*	3832*	3299*	2812*	2477*
	LATERAL 	SDB raised	11044	8895*	7368*	6246*	5378*	4723*	4210*	3631*	3107*	2744*
-6.0 m	FRONT 	SDB rear, supported	14293	12697	10588	9072	8120	7329	6805	6228	5875	5578
	LATERAL 	SDB front, raised	14293	12678*	10198*	8423*	7279*	6332*	5452*	4731*	4132*	3658*
-7.5 m	FRONT 	SDB supported	9651*	7765*	6503*	5503*	4848*	4276*	3683*	3186*	2754*	2421*
	LATERAL 	SDB raised	10956*	8715*	7240*	6094*	5351*	4706*	4056*	3514*	3048*	2686*
-9.0 m	FRONT 	SDB rear, supported	15899	13334	11409	9900	8802	7925	7183	6612	6089	5682
	LATERAL 	SDB front, raised	15899	12403*	10017*	8287*	7004*	6123*	5202*	4516*	3986*	3584*
-10.5 m	FRONT	SDB supported	9616*	7560*	6340*	5377*	4618*	4077*	3450*	2988*	2628*	2352*
	LATERAL	SDB raised	10923*	8497*	7073*	5969*	5111*	4505*	3819*	3312*	2918*	2617*
-12.0 m	FRONT	SDB rear, supported	16243	13488	11563	10045	8948	8055	7364	6699	5922	
	LATERAL	SDB front, raised	15840*	11841*	9535*	7919*	6632*	5732*	4955*	4359*	3906*	
-13.5 m	FRONT	SDB supported	8971*	7084*	5940*	5058*	4298*	3729*	3229*	2841*	2549*	
	LATERAL	SDB raised	10238*	8002*	6657*	5640*	4781*	4146*	3592*	3163*	2839*	
-15.0 m	FRONT	SDB rear, supported	16795	13999	11947	10393	8956	7611	6237			
	LATERAL	SDB front, raised	15760*	11699*	9227*	7629*	6399*	5540*	4846*			
-16.5 m	FRONT	SDB supported	8910*	6987*	5674*	4801*	4078*	3559*	3128*			
	LATERAL	SDB raised	10173*	7899*	6382*	5377*	4557*	3973*	3490*			

The specified max. loading capacities in kilogrammes (kg) include a stability of 25% or are calculated at 87% of the hydraulic lifting power, as per ISO10567. These values are applicable at the tip of the arm with optimum positioning of the corresponding arm system. Weights of attached load carrying accessories (grab, magnet, load hook, etc.) are not included with the load carrying values. *Value limited due to excavator stability.

WORKING RANGES 190W

Adjustable boom: Base arm 1.95 m (C21.41) and boom 3.83 m (C21.461)



















STICK LENGTHS	2.15 m (D21.23)	2.65 m (D21.33)
A Max. digging height	10.36 m	10.78 m
B Max. dumping height	7.64 m	8.10 m
C Max digging depth	5.72 m	6.22 m
D Max. vertical wall digging depth	4.29 m	4.79 m
E Max. digging depth of cut for 2.44 m level	5.60 m	6.10 m
F Max. digging reach	9.29 m	9.79 m
G Max. digging reach at ground level	9.10 m	9.60 m
H Min. front swing radius	2.88 m	2.88 m
Max. bucket digging force	125 kN	118 kN
Max. stick digging force	98 kN	84 kN














Unit is equipped with standard adjustable boom: base arm 1.95 m (C21.41) and boom 3.83 m (C21.461).

LIFTING CAPACITIES 190W

Adjustable boom: Base arm 1.95 m (C21.41) and boom 3.83 m (C21.461) with stick 2.15 m (D21.23). Max reach 9.29 m. Alternative counterweight 4.0 t

Height	Undercarriage type		3.0 m	3.5 m	4.0 m	4.5 m	5.0 m	5.5 m	6.0 m	6.5 m	7.0 m	7.5 m
+7.5 m	FRONT 	SDB rear, supported		6030	5912	5855	5902					
		SDB front, raised		6030	5912	5855	5902					
	LATERAL 	SDB supported		6030	5912	5623*	4703*					
		SDB raised		6030	5912	5855	5202*					
+6.0 m	FRONT 	SDB rear, supported		6363	6043	5782	5602	5468	5380	5183		
		SDB front, raised		6363	6043	5782	5602	5468	5360*	4571*		
	LATERAL 	SDB supported		6363	6043	5663*	4861*	4197*	3594*	3033*		
		SDB raised		6363	6043	5782	5363*	4627*	3967*	3359*		
+4.5 m	FRONT 	SDB rear, supported	9610	8097	7493	6693	6200	5915	5657	5441	5291	
		SDB front, raised	9610	8097	7493	6693	6200	5915	5429*	4706*	4081*	
	LATERAL 	SDB supported	9610	7866*	6530*	5542*	4810*	4226*	3656*	3160*	2709*	
		SDB raised	9610	8097	7261*	6136*	5310*	4656*	4029*	3489*	3002*	
+3.0 m	FRONT 	SDB rear, supported	8677	9405	9554	8331	7398	6592	6220	5837	5569	5331
		SDB front, raised	8677	9405	9554	8331	7111*	6202*	5433*	4688*	4059*	3595*
	LATERAL 	SDB supported	8677	7706*	6288*	5450*	4708*	4152*	3660*	3143*	2691*	2365*
		SDB raised	8677	8654*	7008*	6046*	5205*	4580*	4034*	3471*	2984*	2629*
+1.5 m	FRONT 	SDB rear, supported	12637	11603	10727	9577	8318	7486	6795	6294	5895	5505
		SDB front, raised	12637	11603	9867*	8269*	7085*	6157*	5297*	4546*	3982*	3535*
	LATERAL 	SDB supported	9432*	7522*	6231*	5363*	4673*	4111*	3544*	3013*	2619*	2311*
		SDB raised	10720*	8460*	6957*	5954*	5171*	4539*	3913*	3339*	2910*	2574*
+0 m	FRONT 	SDB rear, supported	15943	13199	11076	9805	8667	7771	7089	6488	5998	5572
		SDB front, raised	15682*	12053*	9622*	8009*	6850*	5934*	5055*	4413*	3896*	3473*
	LATERAL 	SDB supported	8880*	7261*	6018*	5139*	4467*	3912*	3317*	2889*	2540*	2249*
		SDB raised	10121*	8188*	6736*	5723*	4959*	4335*	3684*	3213*	2829*	2512*
-1.5 m	FRONT 	SDB rear, supported	15975	13349	11382	9937	8810	7937	7274	6687	6195	5765
		SDB front, raised	15382*	11473*	9269*	7737*	6544*	5574*	4867*	4269*	3807*	3433*
	LATERAL 	SDB supported	8627*	6816*	5708*	4904*	4198*	3593*	3148*	2757*	2456*	2166*
		SDB raised	9869*	7709*	6418*	5481*	4682*	4007*	3510*	3078*	2745*	2456*
-3.0 m	FRONT 	SDB rear, supported	16788	14002	11838	10136	8850	7372	5996			
		SDB front, raised	15557*	11627*	9110*	7479*	6352*	5414*	4764*			
	LATERAL 	SDB supported	8749*	6911*	5588*	4677*	4025*	3450*	3057*			
		SDB raised	10005*	7823*	6291*	5247*	4506*	3859*	3417*			

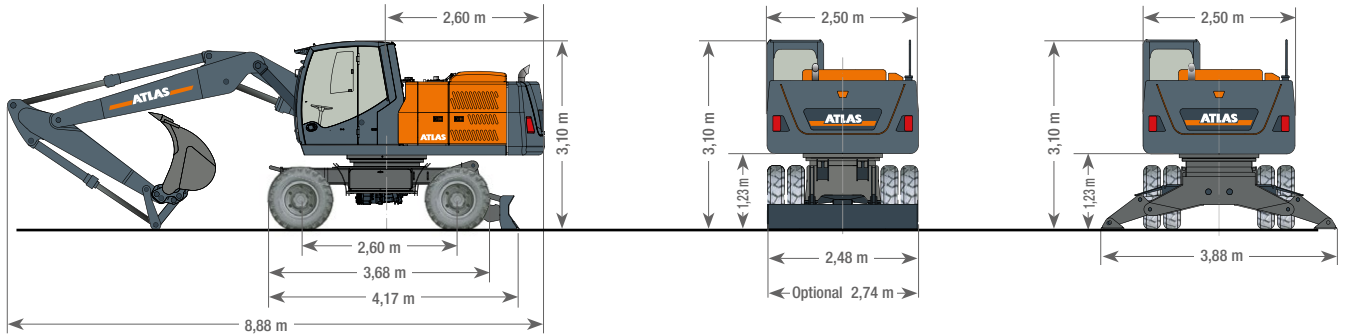
Adjustable boom: Base arm 1.95 m (C21.41) and boom 3.83 m (C21.461) with stick 2.15 m (D21.33). Max reach 9.29 m. Alternative counterweight 4.0 t

Height	Undercarriage type		3.0 m	3.5 m	4.0 m	4.5 m	5.0 m	5.5 m	6.0 m	6.5 m	7.0 m	7.5 m	8.0 m
+7.5 m	FRONT 	SDB rear, supported			5147	5113	5120	5179					
		SDB front, raised			5147	5113	5120	5179					
	LATERAL 	SDB supported			5147	5113	4912*	4168*					
		SDB raised			5147	5113	5120	4598*					
+6.0 m	FRONT 	SDB rear, supported			5360	5203	4974	4893	4927	4894	4921		
		SDB front, raised			5360	5203	4974	4893	4927	4794*	4142*		
	LATERAL 	SDB supported			5360	5203	4931*	4289*	3745*	3232*	2760*		
		SDB raised			5360	5203	4974	4721*	4122*	3564*	3055*		
+4.5 m	FRONT 	SDB rear, supported	8184	7252	6612	6150	5807	5441	5285	5105	4963	4865	
		SDB front, raised	8184	7252	6612	6150	5807	5441	5285	4850*	4247*	3708*	
	LATERAL 	SDB supported	8184	7252	6523*	5553*	4837*	4229*	3767*	3285*	2862*	2465*	
		SDB raised	8184	7252	6612	6148*	5337*	4659*	4143*	3617*	3158*	2732*	
+3.0 m	FRONT 	SDB rear, supported	9042	9622	8800	7755	7003	6331	5904	5500	5285	5045	4914
		SDB front, raised	9042	9622	8800	7755	7003	6196*	5462*	4854*	4229*	3691*	3268*
	LATERAL 	SDB supported	9042	7608*	6411*	5382*	4673*	4146*	3689*	3290*	2844*	2450*	2146*
		SDB raised	9042	8545*	7146*	5968*	5168*	4574*	4063*	3622*	3140*	2717*	2388*
+1.5 m	FRONT 	SDB rear, supported	12624	11569	10605	9106	8070	7177	6574	6065	5658	5350	5059
		SDB front, raised	12624	11569	9838*	8227*	6989*	6086*	5463*	4719*	4081*	3634*	3231*
	LATERAL 	SDB supported	9312*	7549*	6188*	5315*	4611*	4065*	3681*	3173*	2712*	2396*	2109*
		SDB raised	10600*	8493*	6916*	5908*	5103*	4488*	4057*	3501*	3004*	2662*	2351*
+0 m	FRONT 	SDB rear, supported	15551	12830	11103	9655	8524	7669	6921	6401	5879	5495	5143
		SDB front, raised	15551	12080*	9749*	8034*	6843*	5926*	5235*	4475*	3971*	3509*	3162*
	LATERAL 	SDB supported	9103*	7289*	6109*	5152*	4476*	3916*	3485*	2951*	2605*	2283*	2046*
		SDB raised	10372*	8216*	6835*	5737*	4966*	4336*	3854*	3275*	2897*	2546*	2287*
-1.5 m	FRONT 	SDB rear, supported	15930	13211	11225	9816	8683	7787	7080	6530	6061	5334	
		SDB front, raised	15342*	11582*	9192*	7702*	6602*	5688*	4918*	4335*	3847*	3430*	
	LATERAL 	SDB supported	8583*	6870*	5642*	4865*	4246*	3693*	3190*	2815*	2488*	2209*	
		SDB raised	9830*	7782*	6350*	5440*	4731*	4109*	3554*	3138*	2778*	2470*	
-3.0 m	FRONT 	SDB rear, supported	16309	13612	11639	10207	9066	7997	6972	5818			
		SDB front, raised	15258*	11676*	9279*	7548*	6375*	5454*	4771*	4236*			
	LATERAL 	SDB supported	8586*	6941*	5719*	4735*	4042*	3478*	3055*	2722*			
		SDB raised	9820*	7857*	6429*	5306*	4524*	3889*	3417*	3043*			
-4.5 m	FRONT 	APS hinten abgesenkt	14613	11715	9758	7770							
		APS vor angehoben	14613	11219*	8955*	7439*							
	LATERAL 	APS abgesenkt	8456*	6621*	5472*	4633*							
		APS angehoben	9684*	7512*	6167*	5204*							

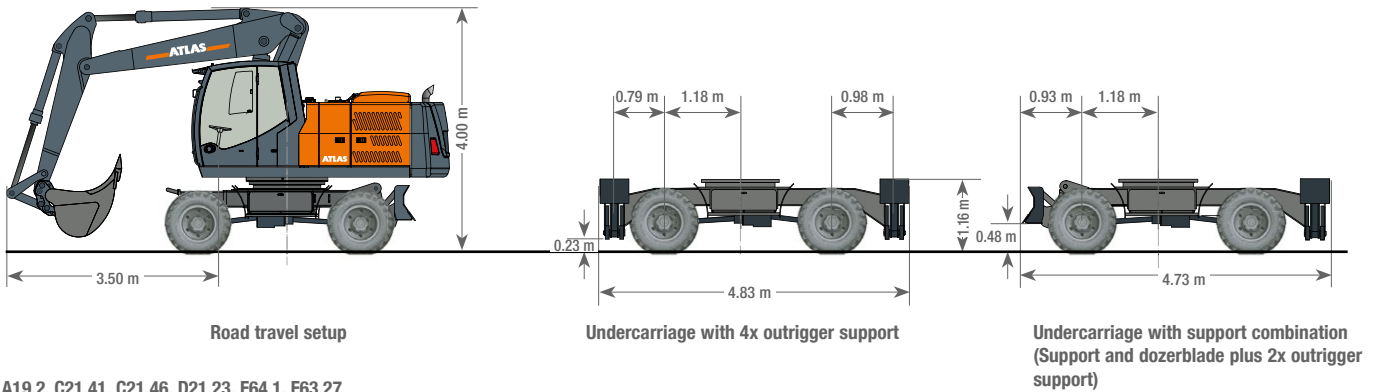
The specified max. loading capacities in kilogrammes (kg) include a stability of 25% or are calculated at 87% of the hydraulic lifting power, as per ISO10567. These values are applicable at the tip of the arm with optimum positioning of the corresponding arm system. Weights of attached load carrying accessories (grab, magnet, load hook, etc.) are not included with the load carrying values. *Value limited due to excavator stability.

DIMENSIONS 190W

190W Transport position



A19.2, C21.41, C21.46, D21.23, F64.1, F63.23



A19.2, C21.41, C21.46, D21.23, F64.1, F63.27



190W-EN(1) Effective date: 07/2022. Product specifications and prices are subject to change without notice or obligation. The photographs and/or drawings in this document are for illustrative purposes only. Refer to the appropriate Operator's Manual for instructions on the proper use of this equipment. Failure to follow the appropriate Operator's Manual when using our equipment or to otherwise act irresponsibly may result in serious injury or death. The only warranty applicable to our equipment is the standard written warranty applicable to the particular product and sale and Atlas makes no other warranty, express or implied. The only warranty applicable to our equipment is the standard written warranty applicable to the particular product and sale and Atlas makes no other warranty, express or implied. Products and services listed may be trademarks, service marks or trade-names of Atlas GmbH and/or its subsidiaries. All rights are reserved. Atlas® is a registered trademark of Atlas GmbH. Ref. no. 6192137

GANDERKESEE FACTORY

Atlas GmbH
Atlasstraße 6
D-27777 Ganderkesee,
Germany

Tel.: +49 (0) 4222 954 0
Fax: +49 (0) 4222 954 220
E-mail: info@atlasgmbh.com
www.atlasgmbh.com



VECHTA FACTORY

Atlas GmbH
Theodor-Heuss-Str. 3
D-49377 Vechta
Germany

T: +49 (0) 4441 954 0
F: +49 (0) 4441 954 299
E-mail: info@atlasgmbh.com
www.atlasgmbh.com



DELMENHORST FACTORY

Atlas GmbH
Stedinger Straße 324
D-27751 Delmenhorst
Germany

T: +49 (0) 4221 49 10
F: +49 (0) 4221 49 14 43
E-mail: info@atlasgmbh.com
www.atlasgmbh.com

ATLAS CRANES UK LTD NATIONAL SALES & SERVICE FACILITY

Wharfedale Road,
Euroway Trading Est.
Bradford, England BD4 6SL
United Kingdom

T: +44 8444 99 66 88
F: +44 1274 65 37 85
E-mail: atlasuk@atlasgmbh.com
www.atlas-cranes.co.uk
www.atlasgmbh.com



SINCE 1919
ATLAS

