

100
ATLAS 1919 - 2019

ATLAS
SINCE 1919

-  14.9 – 17.0 t
-  90 kW (121 HP)
EU Stage V
-  0.7 - 1.0 m³

**STABLE.
STRONG.
STEADY.**




WHEELED EXCAVATOR 140W

WWW.ATLASGMBH.COM

ATLAS – CONSTRUCTION MACHINERY MANUFACTURER WITH TRADITION

From person to person

When Hinrich Weyhausen started selling construction and agricultural machinery in 1919, he discovered that the machines which his customers actually needed were not available. So he listened to them carefully and went about building the machines himself – exactly according to the requirements of the people who used his machines every day. He carried out pioneering work with a passion under the brand name of Atlas. His focus was always on the benefit of the machines. And nothing has changed for us in terms of this ideal today.



**Atlas will make you strong
with excellent products and
a comprehensive service.**



With highly motivated employees, a great deal of commitment and expertise ATLAS GmbH develops successful crane & excavator technologies. Numerous customers, engineers and experts all around the globe have made their contribution. The result is robust equipment to enable you to work more effectively and safely than ever before.

As our know-how grew, so too did our dealer and service network worldwide.

We can hence guarantee – in those days and today too – that we will always be on the spot when you need us.



Atlas manufactures a wide range of equipment for the construction, railroad, material handling and infrastructure industries. You will find more information on Atlas under www.atlasgmbh.com.

CONSTRUCTION



TRANSPORT



INFRASTRUCTURE



RECYCLING



CUSTOMER SATISFACTION IS OUR PRIORITY!

WE ARE COMMITTED

to providing our customers with highest quality products and services.

QUALITY STANDARDS AND CUSTOMER SATISFACTION

are measured in terms of service performance, reliability, relevance and timeliness.

OUR COMPANY'S MISSION, GOALS AND OBJECTIVES

are directed towards ongoing process improvement as a basis for strengthening our competitive position and for improving product quality and service standards.

QUALITY STANDARDS AND CUSTOMER SATISFACTION

are measured in terms of product performance and reliability.

PRODUCT RANGE

140W





**EXTENSIVE DEALER NETWORK
EXCELLENT SERVICE
CUSTOMER FOCUSED**

ATLAS - The new excavator cabin



The new ATLAS cabin – Best climate, sharp display, digital and direct, more space, best view, extremely quiet, feel good

Clear control panel – Direct selection via keys or digital control via button.....



Move safely: Standard lateral- and rear view cameras



Most powerful air conditioning system - short airways - large lines - cross sections - silent



Best view – especially to the right



ATLAS SINCE 1939 - The new excavator cabin

Stay communicated - radio with USB connection - mobile phone tray by the left joystick



Easy: Upper carriage lock at the push of a button on T



Bottle holder near the driver



Lunch break - space for cool box with electrical connection - behind the driver's seat



Floor non-slip and Easy to sweep - storage space for tools and materials



TECHNICAL SPECIFICATION 140W

ENGINE

Power rating.....90 kW (121 HP)	Bore / cylinder stroke 101 / 126	STANDARD BASIC EQUIPMENT:
RPM1800/min	Cooling systemWater-cooled	• Automatic idling system/ Engine stop
Model.....Deutz TCD 4.1 L4 EU Stage V	Air filter.....Dry air filter	• Cold start assistance
Design.....Turbocharger	Battery..... 2 x 12 V / 100 Ah	• Diesel pre-filter
Hubraum 4038 cm ³	Generator 24 V / 100 A	• Engine monitoring
Number of cylinders4	Starter..... 24 V / 4 kW	

HYDRAULIC SYSTEM

• AWE 5 system (Load sensing)	• Pipe break protection valves for lifting and articulated cylinders	• Operating modes:
• Load limit controlled high-performance pump	• Proportional grab and grab rotating function	F1 (Fine)
• Fuel-efficient flow-on-demand control	• 3 circuits for additional consumer loads possible	F2 (Eco)
• Sensitive, proportional, independent control	• Max. oil flow..... 188 l/min	F3 (Power)
• Primary and secondary protection against overload	• Max. operating pressure350 bar	• Accumulator for emergency lowering of the arm system
• Suction valves for all work functions	• Cylinder end position damping	• Load-limit control

SWING ASSEMBLY

• Axial piston motor with priority valve	• Automatically controlled multi-disc brake	• Swing torque.....36 kNm
• Planetary transmission	• Two, two-stage valves	• Max. swing speed 9/min

TRACTION DRIVE AND BRAKES

• Variable displacement motor	• Automotive traveling and cruise control:	• Tractive force..... 76.0 kN
• Power-shift transmission	• Max. speed20 km/h	• Gradeability 60 %
• Double-acting brake valve	• Off-road speed5 km/h	• Dual-circuit brake system..... Multi-disc
• Travel direction pre-selection via switch in joystick	• Crawling speed..... 1 km/h	• Parking brake..... Multi-disc

UNDERCARRIAGE

• Steering axle with automatic oscillating axle locking	• Heavy duty axles	• STD tires: Mitas 10.00-20 16PR EM23
• Additional axis locking via left joystick	• Toolbox in undercarriage	

TIRES

OPTIONAL:

• 4-road tyres 600/40 – 22.5 14PR Mitas	• 8-road tyres 10.00-20 16PR Nokia	• 8-road tyres 315/70 R22.5 Marked with a band, Grader type
• 4-road tyres 600/40 – 22.5 18PR Alliance	• 8-road tyres 10.00-20 16PR profile for asphalt use	• 8-road tyres 215/70 R22.5 Caliber Power Grip 23
• 4-road tyres 710/40 – 22.5 24PR Nokia	• 8-road tyres 10.00-20 Super elastic (up to 16 km/h)	

WORKING EQUIPMENT 140W

DRIVER'S CAB

<ul style="list-style-type: none"> • Meets latest safety standards (ROPS) • Extra large entry zone • Spacious leg room • Radio preparation with mute function • Ready for electric cooling box • Different options for storage, compartment for documents • Heat-absorbing glass, tinted windows • Excellent all-way visibility • Bottle holder 	DRIVER'S SEAT: <ul style="list-style-type: none"> • Comfort seat with headrest • Arm rests and lumbar support • Seat adjustable separately from console • Air suspension • Heated • Horizontal and vertical suspension • Lumbar support 	MONITORING: <ul style="list-style-type: none"> • Operating data display screen • Automatic system for monitoring, warning and storage of data • Rear view security camera • Right side camera
	CONTROL: <ul style="list-style-type: none"> • Ergonomic joysticks with proportional slide control • Slim steering column, height and tilt adjustable • Indicators, controls and operating switches are clearly arranged • Swing axle lock in the left joystick 	CLIMATE CONTROL: <ul style="list-style-type: none"> • Automatic climate control • Excellent air distribution through optimally arranged nozzles • Refrigerant R134a
		SOUND LEVELS: <ul style="list-style-type: none"> • ISO 6396 (L_pA) in driver's cab 69 dB(A) • 2000/14 EG (L_wA) ambience level 95 dB(A)

ADDITIONAL EQUIPMENT

<ul style="list-style-type: none"> • Refueling pump • Beacon light • Gear protection • Cabin Sliding door • Cab protection guard • Wheel cover • Cab elevation • Joystick steering • 270° camera system • LED working lights 	<ul style="list-style-type: none"> • 35% axle differential lock • Patented trailer hitch • Alarm-signal while driving • Auxiliary heating with water circuit • Automatic working brake • Switch hydraulic attachment kit, supports separately at front and rear • Hydraulic add-on kit, switch supports axially separately • Proportional control of supports by slide in joystick • Automatically controlled and monitored electric central lubrication system for uppercarriage and arm equipment • Premium Driver seat (Actimo Evolution) 	<ul style="list-style-type: none"> • Electric cooling box • Radio with USB and Bluetooth • GPS/GSM telemetric system for monitoring of operating data, consumption, position • Biodegradable oil • Wide axles (overall width 2750 mm) • Wide dozer blade (2750 mm) • High-speed 36 km/h
		Other additional equipment: See price list Special options: upon request

FILL CAPACITIES

• Fuel tank240 litres	• Engine oil..... 10 litres	• Hydraulic system.....200 litres
• Cooling system.....35 litres	• Hydraulic tank 125 litres	• Ad Blue®20 litres

OPERATING WEIGHTS

	MONOBLOCK BOOM 4.22 m (C3.3M)		ADJUSTABLE BOOM Base arm 1.95 m (C3.41) Boom 3.07 m (C346)	
	Stick 1.96 m (D32)	Stick 2.50 m (D33)	Stick 1.96 m (D32)	Stick 2.50 m (D33)
Support and dozer blade	14.9 - 15.4 t	15.0 - 15.5 t	15.3 - 15.8 t	15.5 - 16.0 t
SDB / outriggers	15.6 - 16.1 t	15.7 - 16.2 t	16.1 - 16.6 t	16.2 - 16.7 t
4 outriggers	15.8 - 16.3 t	15.9 - 16.4 t	16.4 - 16.9 t	16.5 - 17.0 t

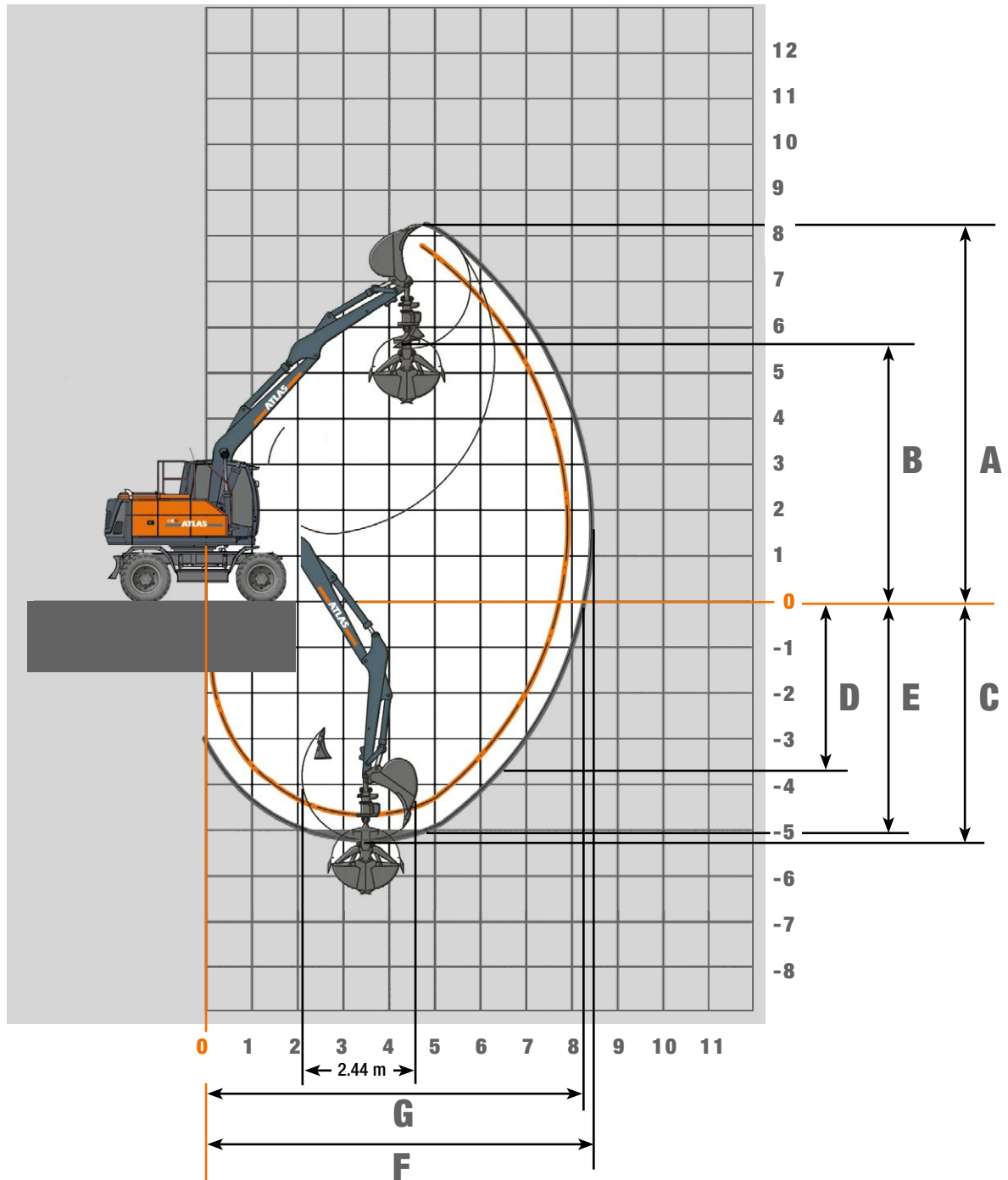
Operating weight incl. driver, fuel, lubricants and coolant plus 1.0 ton for attachments

ATTACHMENTS (SELECTION)

	Bucket F415	Bucket F418	Trench digger G644
Capacity SAE	0.67 m ³	0.92 m ³	0.56 m ³
Cutting width	850 mm	1100 mm	2000 mm

WORKING RANGES 140W

Monoblock boom 4.22 m (C3.3M)





















STICK LENGTHS	1.96 m (D32)	2.50 m (D33)
A Max. digging height	7.90 m	8.20 m
B Max. dumping height	5.20 m	5.50 m
C Max digging depth	4.60 m	5.51 m
D Max. vertical wall digging depth	3.70 m	3.70 m
E Max. digging depth of cut for 2.44 m level	4.40 m	4.95 m
F Max. digging reach	7.90 m	8.40 m
G Max. digging reach at ground level	7.70 m	8.25 m
Max. bucket digging force	106 kN	106 kN
Max. stick digging force	64 kN	55 kN



















Unit is equipped with monoblock boom 4.22 m (C3.3M).

LIFTING CAPACITIES 140W

Lifting capacities Monoblock boom 4.22 m (C3.3M) and stick 1.96 m (D32). Max reach 7.90 m

Height	Undercarriage type		2.5 m	3.0 m	3.5 m	4.0 m	4.5 m	5.0 m	5.5 m	6.0 m
+ 5.0 m	FRONT 	SDB rear, supported					3707	3631		
	LATERAL 	SDB front, raised SDB supported SDB raised					3707 3707 3707	3631 3631 3495*		
+ 4.0 m	FRONT 	SDB rear, supported				4197	3938	3742	3599	
	LATERAL 	SDB front, raised SDB supported SDB raised				4197 4197 4197	3938 3938 3938	3742 3742 3461*	3599 3431* 3018*	
+ 3.0 m	FRONT 	SDB rear, supported		6471	5462	4809	4352	4016	3762	3567
	LATERAL 	SDB front, raised SDB supported SDB raised		6471 6471 6471	5462 5462 5462	4809 4809 4610*	4352 4352 3915*	4016 3865* 3387*	3762 3382* 2970*	3567 2992* 2631*
+ 2.0 m	FRONT 	SDB rear, supported			6380	5439	4792	4321	3963	3678
	LATERAL 	SDB front, raised SDB supported SDB raised			6380 6198* 5317*	5439 5130* 4439*	4792 4359* 3794*	4321 3776* 3300*	3963 3319* 2909*	3678 2950* 2591*
+ 1.0 m	FRONT 	SDB rear, supported			6828	5822	5087	4533	4099	3741
	LATERAL 	SDB front, raised SDB supported SDB raised			6828 6024* 5151*	5822 4995* 4310*	5087 4256* 3695*	4533 3698* 3225*	4099 3262* 2854*	3741 2911* 2552*
+ 0 m	FRONT 	SDB rear, supported		6487	6748	5841	5125	4553	4081	3656
	LATERAL 	SDB front, raised SDB supported SDB raised		6487 6487 6367*	6748 5963* 5093*	5841 4928* 4246*	5125 4197* 3639*	4553 3652* 3180*	4081 3229* 2821*	3656 2892* 2534*
- 1.0 m	FRONT 	SDB rear, supported	7142	7150	6266	5504	4858	4303	3791	
	LATERAL 	SDB front, raised SDB supported SDB raised	7142 7142 7142	7150 7150 6397*	6266 5972* 5102*	5504 4925* 4243*	4858 4191* 3633*	4303 3647* 3176*	3791 3231* 2823*	
- 2.0 m	FRONT 	SDB rear, supported	6768	6042	5365	4745	4167	3578		
	LATERAL 	SDB front, raised SDB supported SDB raised	6768 6768 6768	6042 6042 6042	5365 5365 5153*	4745 4745 4284*	4167 4167 3668*	3578 3578 3215*		
- 3.0 m	FRONT 	SDB rear, supported		4247	3769	3202				
	LATERAL 	SDB front, raised SDB supported SDB raised		4247 4247 4247	3769 3769 3769	3202 3202 3202				

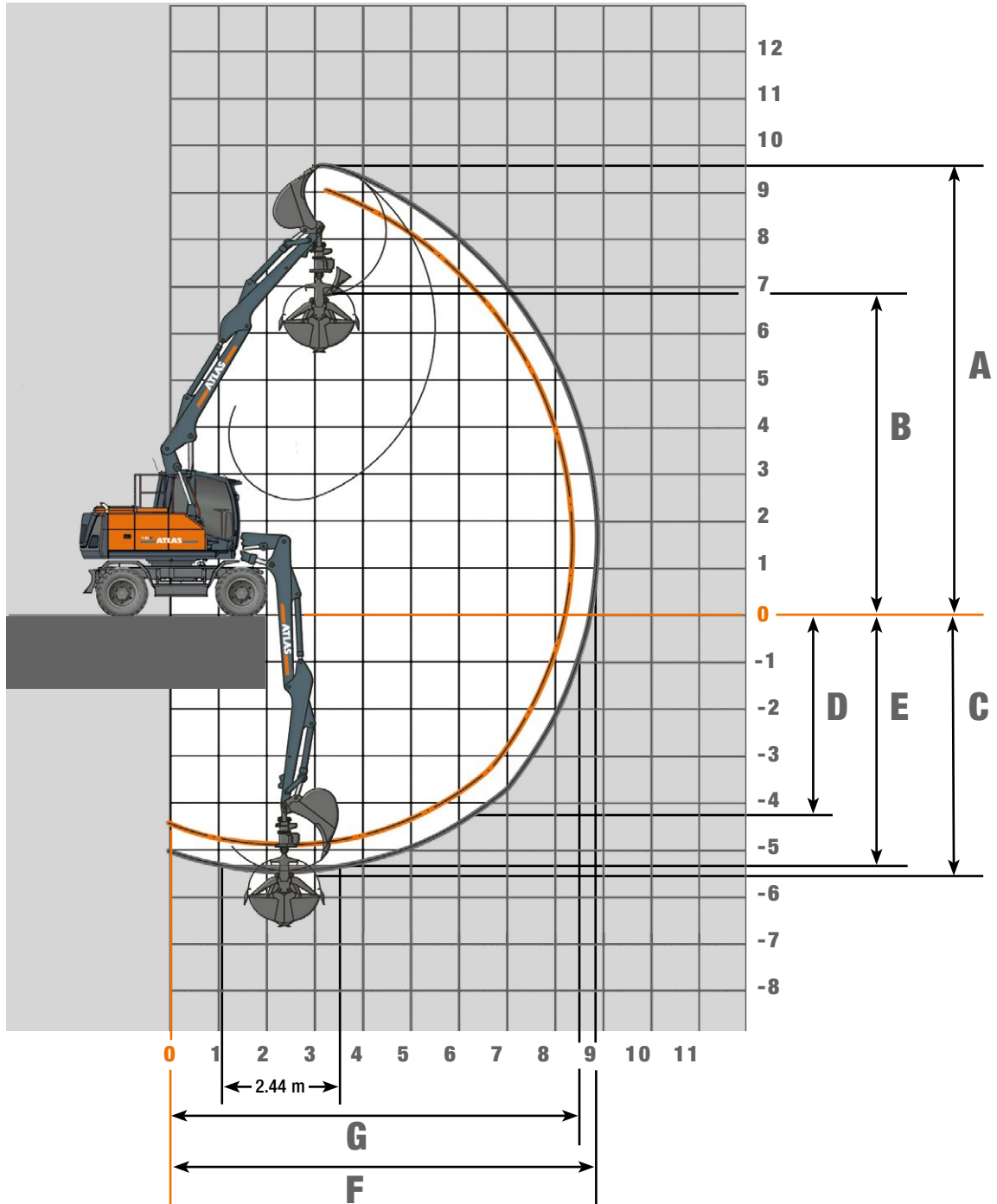
Lifting capacities Monoblock boom 4.22 m (C3.3M) and stick 2.5 m (D33). Max reach 8.40 m

Height	Undercarriage type		2.5 m	3.0 m	3.5 m	4.0 m	4.5 m	5.0 m	5.5 m	6.0 m	6.5 m
+ 5.0 m	FRONT 	SDB rear, supported						3205	3180	2693	
	LATERAL 	SDB front, raised SDB supported SDB raised						3205 3205 3205	3180 3180 3067*	2693 2693 2679*	
+ 4.0 m	FRONT 	SDB rear, supported						3379	3269	3187	2609
	LATERAL 	SDB front, raised SDB supported SDB raised						3379 3379 3379	3269 3269 3040*	3187 3039* 2676*	2609 2609 2368*
+ 3.0 m	FRONT 	SDB rear, supported			4810	4322	3967	3698	3488	3321	3189
	LATERAL 	SDB front, raised SDB supported SDB raised			4810 4810 4810	4322 4322 4322	3967 3967 3953*	3698 3698 3408*	3488 3395* 2981*	3321 2999* 2637*	3189 2672* 2351*
+ 2.0 m	FRONT 	SDB rear, supported		7089	5848	5042	4479	4065	3748	3497	3290
	LATERAL 	SDB front, raised SDB supported SDB raised		7089 7089 6734*	5848 5848 5401*	5042 5042 4486*	4479 4386* 3819*	4065 3788* 3310*	3748 3321* 2909*	3497 2946* 2585*	3290 2637* 2316*
+ 1.0 m	FRONT 	SDB rear, supported		6865	6574	5592	4891	4369	3965	3640	3364
	LATERAL 	SDB front, raised SDB supported SDB raised		6865 6865 6435*	6574 6059* 5182*	5592 5012* 4325*	4891 4261* 3698*	4369 3694* 3219*	3965 3250* 2841*	3640 2893* 2534*	3364 2600* 2280*
+ 0 m	FRONT 	SDB rear, supported		7094	6783	5812	5078	4510	4055	3676	3334
	LATERAL 	SDB front, raised SDB supported SDB raised		7094 7094 6317*	6783 5934* 5063*	5812 4906* 4223*	5078 4174* 3615*	4510 3625* 3153*	4055 3197* 2789*	3676 2854* 2496*	3334 2577* 2257*
- 1.0 m	FRONT 	SDB rear, supported	6536	7664	6552	5680	4987	4423	3947	3517	
	LATERAL 	SDB front, raised SDB supported SDB raised	6536 6536 6536	7664 7494* 6309*	6552 5907* 5037*	5680 4871* 4189*	4987 4140* 3582*	4423 3597* 3126*	3947 3178* 2771*	3517 2846* 2488*	
- 2.0 m	FRONT 	SDB rear, supported	7918	6799	5905	5170	4553	4010	3495		
	LATERAL 	SDB front, raised SDB supported SDB raised	7918 7918 7918	6799 6799 6355*	5905 5905 5064*	5170 4888* 4205*	4553 4154* 3595*	4010 3610* 3138*	3495 3196* 2788*		
- 3.0 m	FRONT 	SDB rear, supported	6148	5385	4729	4137	3568	2925			
	LATERAL 	SDB front, raised SDB supported SDB raised	6148 6148 6148	5385 5385 5385	4729 4729 4729	4137 4137 4137	3568 3568 3568	2925 2925 2925			

The specified max. loading capacities in kilogrammes (kg) include a stability of 25% or are calculated at 87% of the hydraulic lifting power, as per ISO10567. These values are applicable at the tip of the arm with optimum positioning of the corresponding arm system. Weights of attached load carrying accessories (grab, magnet, load hook, etc.) are not included with the load carrying values. *Value limited due to excavator stability.

WORKING RANGES 140W

Adjustable boom: Base arm 1.95 m (C3.41) and boom 3.07 m (C346)





















STICK LENGTHS	1.96 m (D32)	2.50 m (D33)
A Max. digging height	9.10 m	9.50 m
B Max. dumping height	6.35 m	5.70 m
C Max digging depth	4.90 m	5.40 m
D Max. vertical wall digging depth	3.65 m	4.20 m
E Max. digging depth of cut for 2.44 m level	4.75 m	5.30 m
F Max. digging reach	8.40 m	8.90 m
G Max. digging reach at ground level	8.15 m	8.70 m
Max. bucket digging force	106 kN	106 kN
Max. stick digging force	64 kN	55 kN



















Unit is equipped with standard adjustable boom: base arm 1.95 m (C3.41) and boom 3.07 m (C346).

LIFTING CAPACITIES 140W

Lifting capacities Adjustable boom: Base arm 1.95 m (C3.41) and boom 3.07 m (C346) with stick 1.96 m (D32). Max reach 8.40 m

Height	Undercarriage type		2.5 m	3.0 m	3.5 m	4.0 m	4.5 m	5.0 m	5.5 m	6.0 m	6.5 m
+ 6.0 m	FRONT 	SDB rear, supported SDB front, raised			4260 4260	3992 3992	3790 3790	3647 3647			
	LATERAL 	SDB supported SDB raised			4260 4260	3992 3992	3790 3790	3647 3447*			
+ 5.0 m	FRONT 	SDB rear, supported SDB front, raised		5006 5006	4516 4516	4148 4148	3863 3863	3639 3639	3463 3463	3341 3341	
	LATERAL 	SDB supported SDB raised		5006 5006	4516 4516	4148 4148	3863 3863	3639 3458*	3396* 2999*	2943* 2576*	
+ 4.0 m	FRONT 	SDB rear, supported SDB front, raised	6597 6597	5928 5928	5113 5113	4546 4546	4127 4127	3806 3806	3552 3552	3348 3348	3185 3185
	LATERAL 	SDB supported SDB raised	6597 6597	5928 5928	5113 5113	4546 4546	4127 3937*	3806 3421*	3370* 3013*	2973* 2604*	2585* 2259*
+ 3.0 m	FRONT 	SDB rear, supported SDB front, raised	6398 6398	6238 6238	5906 5906	5063 5063	4476 4476	4042 4042	3705 3705	3434 3434	3206 3206
	LATERAL 	SDB supported SDB raised	6398 6398	6238 6238	5906 5389*	5063 4513*	4339* 3868*	3778* 3380	3342* 3000*	2966* 2597*	2585* 2260*
+ 2.0 m	FRONT 	SDB rear, supported SDB front, raised	7575 7575	6992 6992	6268 6268	5462 5462	4763 4763	4243 4243	3838 3838	3511 3511	3232 3232
	LATERAL 	SDB supported SDB raised	7575 7575	6992 6582*	5996* 5316*	5008* 4461*	4290* 3836*	3749 3364*	3342* 2967*	2924* 2561*	2560* 2234*
+ 1.0 m	FRONT 	SDB rear, supported SDB front, raised	8606 8606	7561 7561	6475 6475	5545 5545	4850 4850	4311 4311	3879 3879	3527 3527	3250 3250
	LATERAL 	SDB supported SDB raised	8606 8606	7500* 6602*	6007* 5326	5008 4465*	4295* 3849*	3768 3376*	3310* 2891*	2870* 2504*	2518* 2193*
+ 0 m	FRONT 	SDB rear, supported SDB front, raised	9727 9727	7866 7866	6530 6530	5583 5583	4879 4879	4337 4337	3914 3914	3579 3579	3128 3128
	LATERAL 	SDB supported SDB raised	9727 8807*	7587* 6673*	6079* 5354*	5073 4453*	4371* 3795*	3743* 3258*	3214* 2799*	2803* 2439*	2479* 2155*
- 1.0 m	FRONT 	SDB rear, supported SDB front, raised	10030 10030	7996 7996	6644 6644	5689 5689	5012 5012	4461 4461	3911 3911	3297 3297	
	LATERAL 	SDB supported SDB raised	10030 8664*	7746* 6528*	6124* 5230*	5054* 4354*	4255* 3683*	3617* 3137*	3132* 2718*	2755* 2392*	
- 2.0 m	FRONT 	SDB rear, supported SDB front, raised	10246 10246	8231 8231	6844 6844	5737 5737	4820 4820	3986 3986	3109 3109		
	LATERAL 	SDB supported SDB raised	10246 8654*	7719* 6502*	6076* 5185*	4942* 4246*	4141* 3573*	3550* 3071*	3095* 2683*		

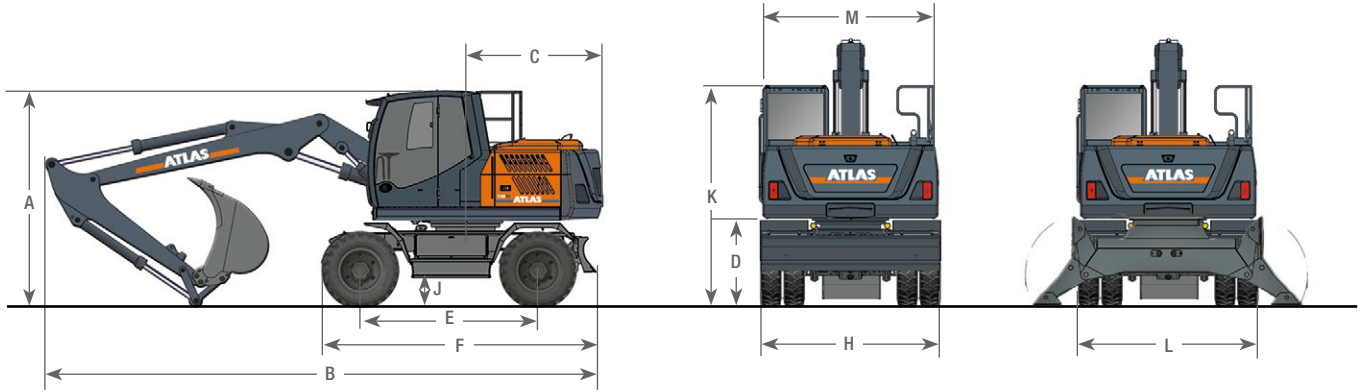
Lifting capacities Adjustable boom: Base arm 1.95 m (C3.41) and boom 3.07 m (C346) with stick 2.5 m (D33). Max reach 8.90 m

Height	Undercarriage type		2.5 m	3.0 m	3.5 m	4.0 m	4.5 m	5.0 m	5.5 m	6.0 m	6.5 m	7.0 m
+ 5.0 m	FRONT 	SDB rear, supported SDB front, raised				3741 3741	3523 3523	3343 3343	3194 3194	3072 3072	2981 2981	
	LATERAL 	SDB supported SDB raised				3741 3741	3523 3523	3343 3343	3194 3036*	3009 2664*	2634* 2307*	
+ 4.0 m	FRONT 	SDB rear, supported SDB front, raised		5188 5188	4588 4588	4147 4147	3808 3808	3540 3540	3323 3323	3144 3144	2995 2995	2837 2837
	LATERAL 	SDB supported SDB raised		5188 5188	4588 4588	4147 4147	3808 3808	3540 3420*	3323 3005*	2988 2670*	2657* 2330*	2326* 2032*
+ 3.0 m	FRONT 	SDB rear, supported SDB front, raised	6355 6355	6245 6245	5400 5400	4700 4700	4195 4195	3814 3814	3515 3515	3272 3272	3069 3069	2892 2892
	LATERAL 	SDB supported SDB raised	6355 6355	6245 6245	5400 5400	4700 4520*	4195 3860*	3765 3363*	3318* 2970	2960* 2656*	2649* 2322*	2325* 2030*
+ 2.0 m	FRONT 	SDB rear, supported SDB front, raised	7583 7583	6893 6893	6132 6132	5213 5213	4562 4562	4077 4077	3700 3700	3398 3398	3144 3144	2921 2921
	LATERAL 	SDB supported SDB raised	7583 7583	6893 6551*	5978* 5301*	4986* 4430*	4263* 3801*	3715* 3322*	3287* 2948*	2948* 2634*	2617* 2290*	2302* 2008*
+ 1.0 m	FRONT 	SDB rear, supported SDB front, raised	8191 8191	7369 7369	6397 6397	5469 5469	4771 4771	4234 4234	3811 3811	3465 3465	3172 3172	2935 2935
	LATERAL 	SDB supported SDB raised	8191 8191	7369 6518*	5940 5259	4945* 4404*	4236* 3783	3699* 3320*	3287* 2974*	2936* 2568*	2564* 2238*	2263* 1970*
+ 0 m	FRONT 	SDB rear, supported SDB front, raised	9209 9209	7725 7725	6420 6420	5490 5490	4795 4795	4255 4255	3825 3825	3478 3478	3213 3213	2871 2871
	LATERAL 	SDB supported SDB raised	9209 8647*	7459 6576*	5975* 5299*	4976* 4440*	4264* 3819*	3743* 3304*	3285* 2866*	2850* 2483*	2502* 2177*	2221* 1929*
- 1.0 m	FRONT 	SDB rear, supported SDB front, raised	9825 9825	7830 7830	6501 6501	5555 5555	4852 4852	4313 4313	3919 3919	3533 3533	3072 3072	
	LATERAL 	SDB supported SDB raised	9825 8685*	7589* 6544*	6088* 5238*	5057* 4354*	4286* 3711*	3684* 3200*	3169* 2753*	2766* 2402*	2450* 2126*	
- 2.0 m	FRONT 	SDB rear, supported SDB front, raised	10065 10065	8033 8033	6688 6688	5767 5767	5026 5026	4371 4371	3746 3746	3073 3073		
	LATERAL 	SDB supported SDB raised	10065 8587*	7666* 6450*	6050* 5157*	4989* 4289*	4169* 3599*	3556* 3076*	3088* 2674*	2719* 2356*		
- 3.0 m	FRONT 	SDB rear, supported SDB front, raised	10000 10000	7924 7924	6435 6435	5284 5284	4316 4316	3412 3412	2476 2476			
	LATERAL 	SDB supported SDB raised	10000 8673*	7671* 6455*	5982* 5093*	4871* 4176*	4088* 3520*	3412 3028*	2476 2476			

The specified max. loading capacities in kilogrammes (kg) include a stability of 25% or are calculated at 87% of the hydraulic lifting power, as per ISO10567. These values are applicable at the tip of the arm with optimum positioning of the corresponding arm system. Weights of attached load carrying accessories (grab, magnet, load hook, etc.) are not included with the load carrying values. *Value limited due to excavator stability.

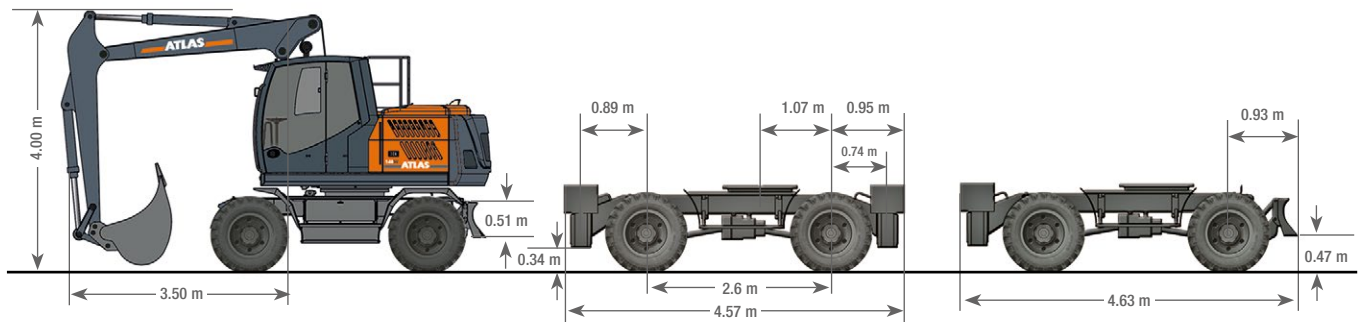
DIMENSIONS 140W

140W Transport position



A TRANSPORT HEIGHT (with bucket)		C TAIL SWING RADIUS1.98 m	
Adjustable boom* with stick 1.96 m3.13 m	D CLEARANCE UNDER COUNTERWEIGHT1.24 m
Adjustable boom* with stick 2.50 m3.13 m	E WHEEL BASE2.60 m
Monoblock boom 4.22 m with stick 1.96 m3.13 m	F UNDERCARRIAGE LENGTH4.08 m
Monoblock boom 4.22 m with stick 2.50 m3.13 m	H DOZER BLADE WIDTH2.54 m
B TRANSPORT LENGTH		Optional2.74 m
Adjustable boom* with stick 1.96 m7.50 m	J GROUND CLEARANCE0.45 m
Adjustable boom* with stick 2.50 m7.48 m	K OVERALL HEIGHT OF CAB3.13 m
Monoblock boom 4.22 m with stick 1.96 m7.10 m	L OUTRIGGERS WIDTH (extended)3.50 m
Monoblock boom 4.22 m with stick 2.50 m7.05 m	M OVERALL WIDTH OF SUPERSTRUCTURE2.49 m

* Adjustable boom: Base arm 1.95 m (C3.41) and boom 3.07 m (C3.46)



Road travel setup

Undercarriage with 4x
outrigger support

Undercarriage with support combination
(Support and dozerblade plus 2x outriggers)



140W-EN(1) Effective date: 07/2022. Product specifications and prices are subject to change without notice or obligation. The photographs and/or drawings in this document are for illustrative purposes only. Refer to the appropriate Operator's Manual for instructions on the proper use of this equipment. Failure to follow the appropriate Operator's Manual when using our equipment or to otherwise act irresponsibly may result in serious injury or death. The only warranty applicable to our equipment is the standard written warranty applicable to the particular product and sale and Atlas makes no other warranty, express or implied. The only warranty applicable to our equipment is the standard written warranty applicable to the particular product and sale and Atlas makes no other warranty, express or implied. Products and services listed may be trademarks, service marks or trade-names of Atlas GmbH and/or its subsidiaries. All rights are reserved. Atlas® is a registered trademark of Atlas GmbH. Copyright © 2022 Atlas GmbH.

Ref. no. 6185942

GANDERKESEE FACTORY

Atlas GmbH
Atlasstraße 6
D-27777 Ganderkesee,
Germany

Tel.: +49 (0) 4222 954 0
Fax: +49 (0) 4222 954 220
E-mail: info@atlasgmbh.com
www.atlasgmbh.com



VECHTA FACTORY

Atlas GmbH
Theodor-Heuss-Str. 3
D-49377 Vechta
Germany

T: +49 (0) 4441 954 0
F: +49 (0) 4441 954 299
E-mail: info@atlasgmbh.com
www.atlasgmbh.com



DELMENHORST FACTORY

Atlas GmbH
Stedinger Straße 324
D-27751 Delmenhorst
Germany

T: +49 (0) 4221 49 10
F: +49 (0) 4221 49 14 43
E-mail: info@atlasgmbh.com
www.atlasgmbh.com

ATLAS CRANES UK LTD NATIONAL SALES & SERVICE FACILITY

Wharfedale Road,
Euroway Trading Est.
Bradford, England BD4 6SL
United Kingdom

T: +44 8444 99 66 88
F: +44 1274 65 37 85
E-mail: atlasuk@atlasgmbh.com
www.atlas-cranes.co.uk
www.atlasgmbh.com



SINCE 1919
ATLAS

