

E-Crane[®] Capacity Charts

1000 Series

Model 7248

Model 7264

Model 7290

Model 7317

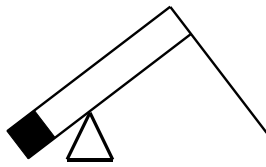
Model 7359

Model 7382

Model 7421

Model 7450





E-Crane[®] Capacity Charts

1000 Series

Model 7450

CONTENTS

DUTY CYCLE OPERATION	3
Load Chart (USton/ft)	3
Load Chart (Mton/m)	5
LIFT CRANE OPERATION	7
Load Chart (Uston/ft)	7
Load Chart (Mton/m)	9
SPECIFICATIONS	11

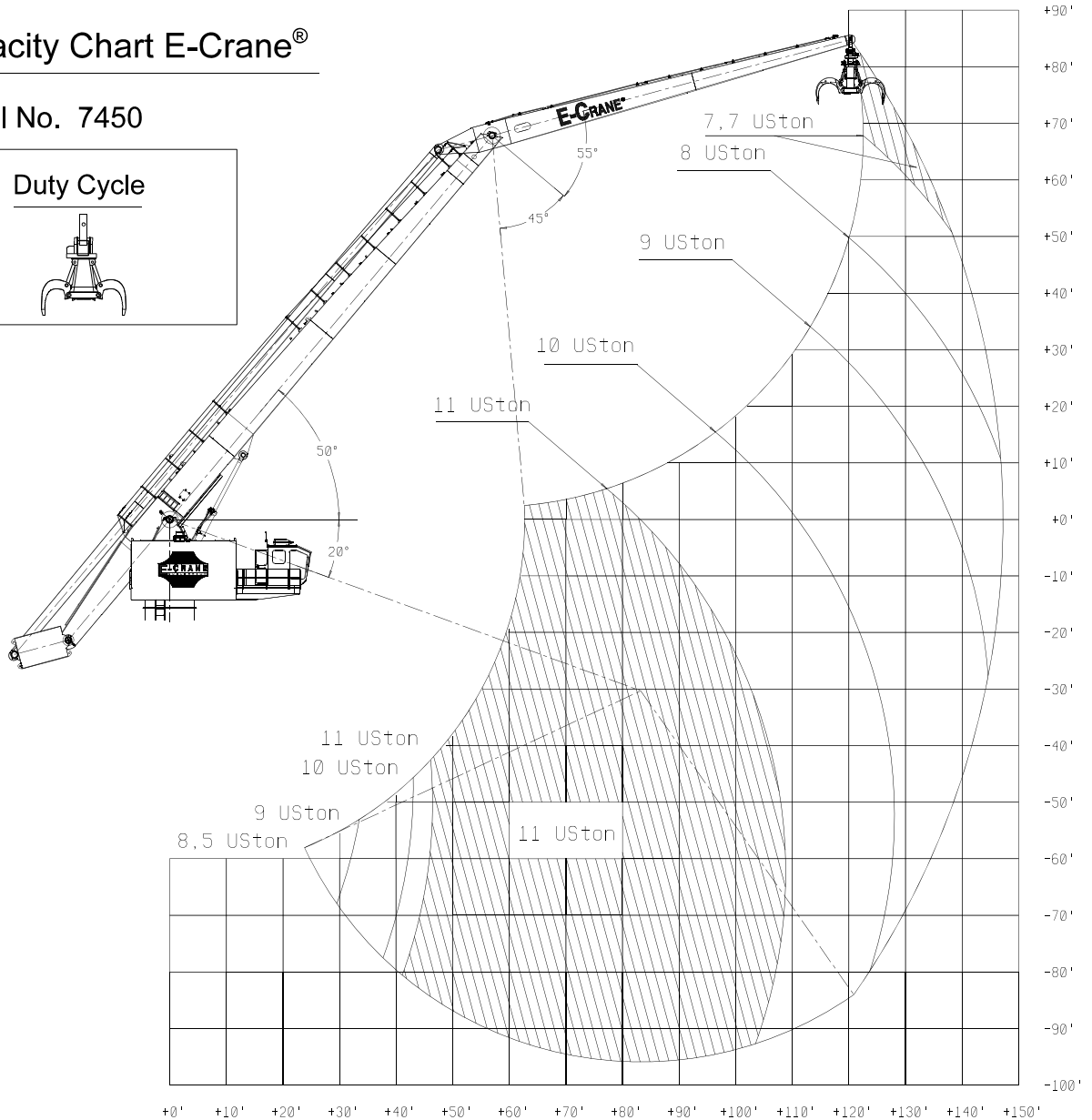
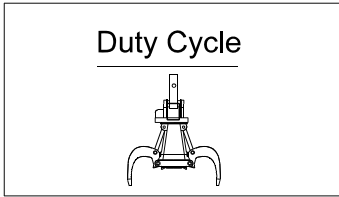


DUTY CYCLE OPERATION

Load Chart (USton/ft)

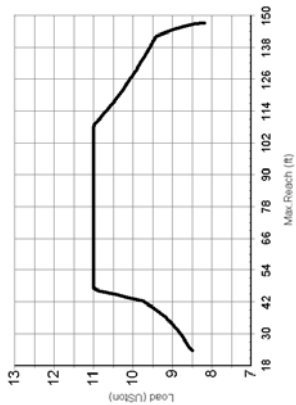
Capacity Chart E-Crane®

Model No. 7450



Docnr.:ALI2009-040

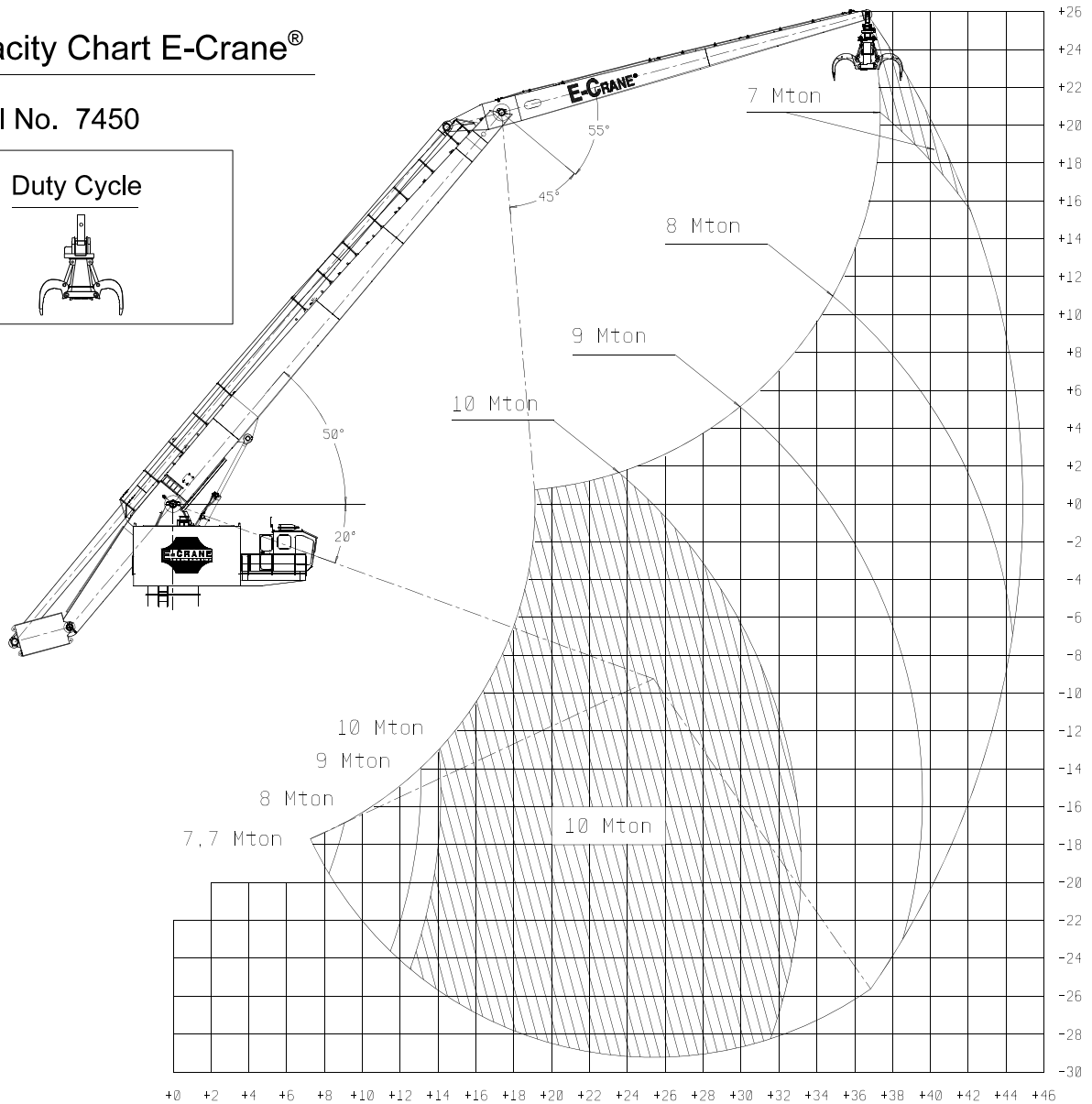
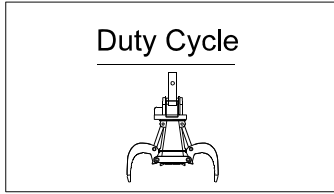
HEIGHT Relative to BOOM- PIN (ft)		CAPACITY CHART (USton) / Duty Cycle Operation E-Crane 7450																																		
		REACH (ft)																																		
		25	30	35	40	45	50	55	60	65	70	75	80	85	90	95	100	105	110	115	120	125	130	135	140	145										
75																						7,70														
70																						7,70														
65																						7,70	7,70													
60																						7,73	7,70													
55																						7,80	7,73	7,70												
50																						7,90	7,80	7,72												
45																						8,14	8,01	7,87	7,78	7,71										
40																						8,36	8,19	8,01	7,87	7,76										
35																						8,57	8,36	8,14	7,97	7,82										
30																						9,18	8,89	8,57	8,30	8,10	7,90									
25																						9,44	9,18	8,80	8,57	8,25	8,05	7,84								
20																						9,52	9,26	8,94	8,62	8,30	8,01									
15																						9,60	9,34	9,02	8,70	8,38	8,06									
10																						9,70	9,44	9,12	8,80	8,48	8,16									
5																						9,80	9,54	9,22	8,90	8,58	8,26									
0																						9,91	9,65	9,33	9,01	8,69	8,37									
-5																						10,35	10,20	10,03	9,91	9,80	9,70	9,57	9,49	9,29	8,80	8,50	8,14			
-10																						10,35	10,20	10,03	9,91	9,80	9,70	9,57	9,49	9,29	8,80	8,50	8,14			
-15																						10,92	10,67	10,50	10,35	10,20	10,03	9,91	9,80	9,66	9,55	9,44	9,08	8,64	8,25	
-20																						10,92	10,67	10,50	10,35	10,20	10,03	9,91	9,80	9,66	9,55	9,44	9,08	8,64	8,25	
-25																						11,00	11,00	11,00	11,00	11,00	11,00	11,00	11,00	11,00	11,00	11,00	11,00	11,00	11,00	11,00
-30																						11,00	11,00	11,00	11,00	11,00	11,00	11,00	11,00	11,00	11,00	11,00	11,00	11,00	11,00	11,00
-35																						11,00	11,00	11,00	11,00	11,00	11,00	11,00	11,00	11,00	11,00	11,00	11,00	11,00	11,00	11,00
-40																						11,00	11,00	11,00	11,00	11,00	11,00	11,00	11,00	11,00	11,00	11,00	11,00	11,00	11,00	11,00
-45																						11,00	11,00	11,00	11,00	11,00	11,00	11,00	11,00	11,00	11,00	11,00	11,00	11,00	11,00	11,00
-50																						11,00	11,00	11,00	11,00	11,00	11,00	11,00	11,00	11,00	11,00	11,00	11,00	11,00	11,00	11,00
-55																						11,00	11,00	11,00	11,00	11,00	11,00	11,00	11,00	11,00	11,00	11,00	11,00	11,00	11,00	11,00
-60																						11,00	11,00	11,00	11,00	11,00	11,00	11,00	11,00	11,00	11,00	11,00	11,00	11,00	11,00	11,00
-65																						11,00	11,00	11,00	11,00	11,00	11,00	11,00	11,00	11,00	11,00	11,00	11,00	11,00	11,00	11,00
-70																						11,00	11,00	11,00	11,00	11,00	11,00	11,00	11,00	11,00	11,00	11,00	11,00	11,00	11,00	11,00
-75																						11,00	11,00	11,00	11,00	11,00	11,00	11,00	11,00	11,00	11,00	11,00	11,00	11,00	11,00	11,00
-80																						11,00	11,00	11,00	11,00	11,00	11,00	11,00	11,00	11,00	11,00	11,00	11,00	11,00	11,00	11,00
-85																						11,00	11,00	11,00	11,00	11,00	11,00	11,00	11,00	11,00	11,00	11,00	11,00	11,00	11,00	11,00
-90																						11,00	11,00	11,00	11,00	11,00	11,00	11,00	11,00	11,00	11,00	11,00	11,00	11,00	11,00	11,00
-95																						11,00	11,00	11,00	11,00	11,00	11,00	11,00	11,00	11,00	11,00	11,00	11,00	11,00	11,00	11,00



Load Chart (Mton/m)

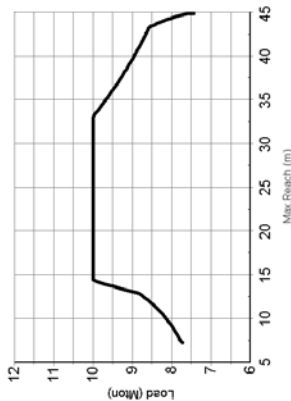
Capacity Chart E-Crane®

Model No. 7450



Docnr.:ALI2009-041

HEIGHT Relative to BOOM- PIN (m)		CAPACITY CHART (Mton) / Duty Cycle Operation E-Crane 7450																									
		REACH (m)																									
		7,5	9	10,5	12	13,5	15	16,5	18	19,5	21	22,5	24	25,5	27	28,5	30	31,5	33	34,5	36	37,5	39	40,5	42	43,5	
22,5																											
21																											
19,5																											
18																											
16,5																											
15																											
13,5																											
12																											
10,5																											
9																											
7,5																											
6																											
4,5																											
3																											
1,5																											
0																											
-1,5																											
-3																											
-4,5																											
-6																											
-7,5																											
-9																											
-10,5																											
-12																											
-13,5																											
-15																											
-16,5																											
-18																											
-19,5																											
-21																											
-22,5																											
-24																											
-25,5																											
-27																											
-28,5																											

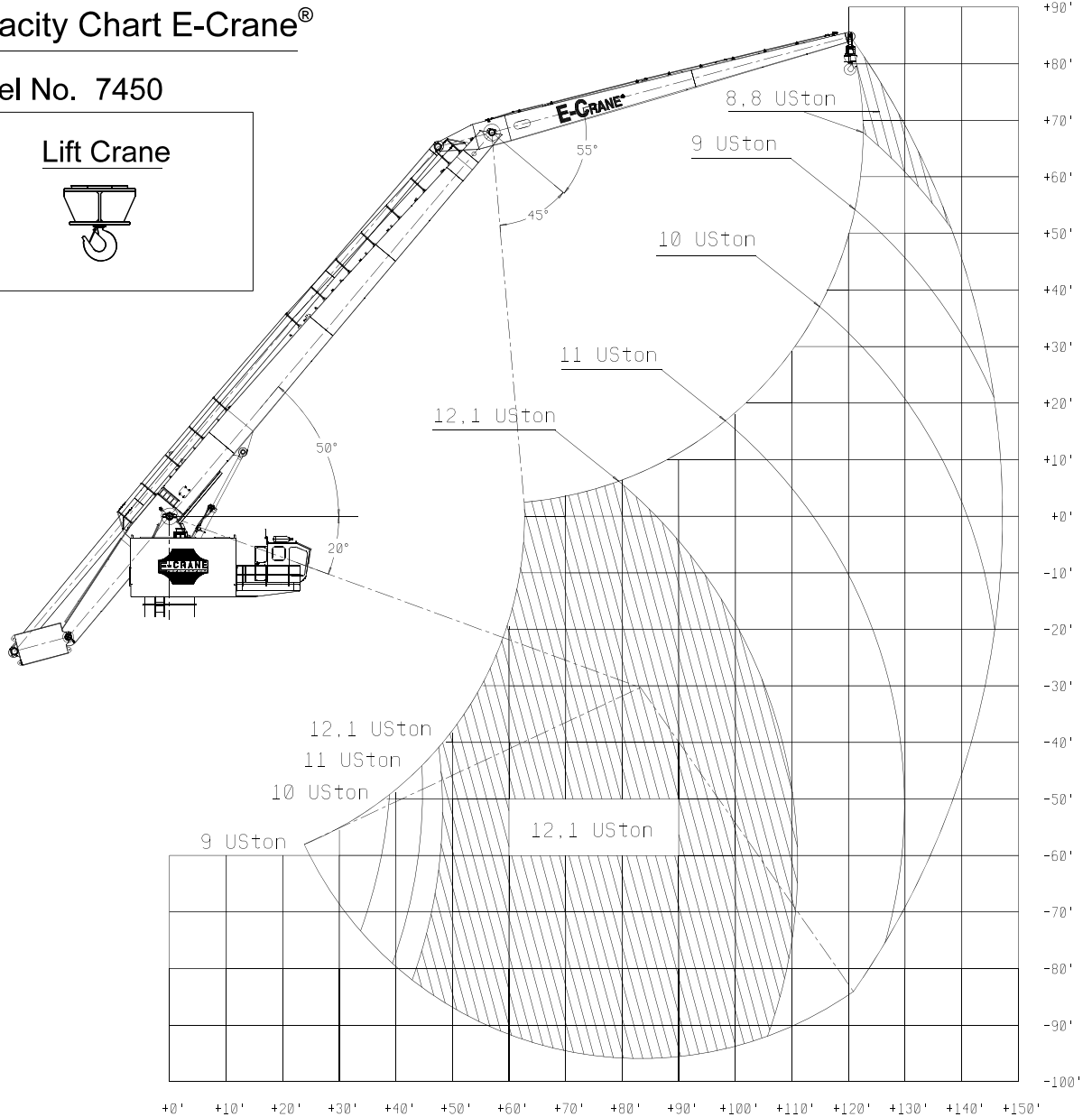
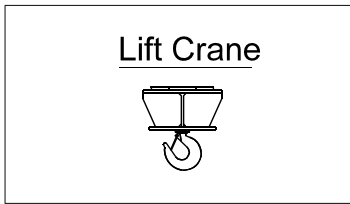


LIFT CRANE OPERATION

Load Chart (USton/ft)

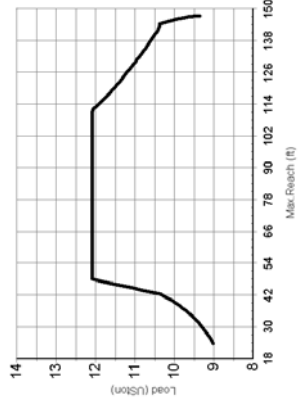
Capacity Chart E-Crane[®]

Model No. 7450



Docnr.:ALI2009-042

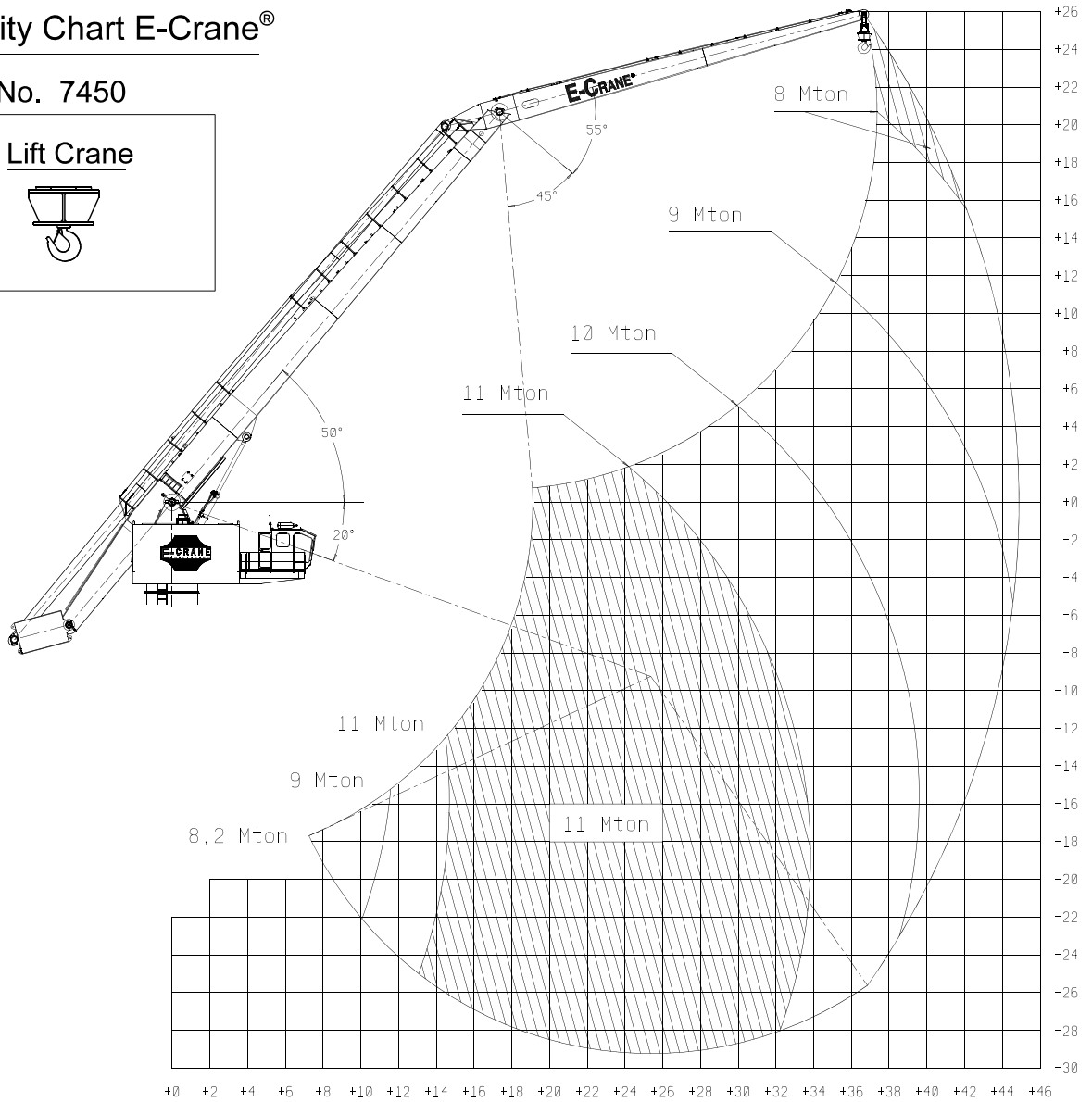
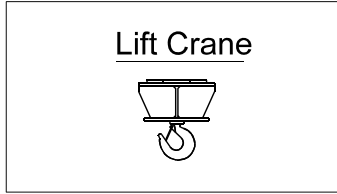
HEIGHT Relative to BOOM- PIN (ft)		CAPACITY CHART (US ton) / Lift Crane Operation E-Crane 7450																									
		REACH (ft)																									
		25	30	35	40	45	50	55	60	65	70	75	80	85	90	95	100	105	110	115	120	125	130	135	140	145	
75																											8,80
70																											8,80
65																											8,80
60																											8,83
55																											8,91
50																											8,83
45																											8,82
40																											9,03
35																											8,81
30																											9,15
25																											9,56
20																											9,00
15																											8,87
10																											9,31
5																											9,56
0																											9,00
-5																											8,81
-10																											8,81
-15																											8,81
-20																											8,81
-25																											8,81
-30																											8,81
-35																											8,81
-40																											8,81
-45																											8,81
-50																											8,81
-55																											8,81
-60																											8,81
-65																											8,81
-70																											8,81
-75																											8,81
-80																											8,81
-85																											8,81
-90																											8,81
-95																											8,81



Load Chart (Mton/m)

Capacity Chart E-Crane®

Model No. 7450



Docnr.:ALI2009-043

HEIGHT Relative to BOOM- PIN (m)		CAPACITY CHART (Mton) / Lift Crane Operation E-Crane 7450																									
		REACH (m)																									
		7,5	9	10,5	12	13,5	15	16,5	18	19,5	21	22,5	24	25,5	27	28,5	30	31,5	33	34,5	36	37,5	39	40,5	42	43,5	
22,5																											
21																											
19,5																											
18																											
16,5																											
15																											
13,5																											
12																											
10,5																											
9																											
7,5																											
6																											
4,5																											
3																											
1,5																											
0																											
-1,5																											
-3																											
-4,5																											
-6																											
-7,5																											
-9																											
-10,5																											
-12																											
-13,5																											
-15																											
-16,5																											
-18																											
-19,5																											
-21																											
-22,5																											
-24																											
-25,5																											
-27																											
-28,5																											



SPECIFICATIONS

	Specifications English (**)	Specifications Metric (**)
Operating Range:		
Minimum Outreach Range (from centerline of rotation)	23'-9.1/4"	7,246 m
Maximum Outreach (from centerline of rotation)	147'-2.11/16"	44,874 m
Downreach Range (below main boom pivot point)	95'-10.15/16"	29,234 m
Lifting Range (vertical lift)	180'-9.1/16"	55,094 m
Boom Operating Angles (above and below horizontal)	+50°/-20°	+50°/-20°
Stick Operating Angles (before and after vertical)	+55°/-45°	+55°/-45°
Degrees of Rotation	360° continuous	360° continuous
Power:		
Power Supply	3-Phase 480 Volts AC, 60 Hz	3-Phase, 380 Volts AC, 50 Hz
Electrical Motor	250 hp	200 kW
Hydraulic Pump Output		
Implement	169 gpm	640 L/min
Swing	64,2 gpm	243 L/min
Hydraulic System Relief Setting	3,990 psi	27.500 kPa
Hydraulic Tank Refill Capacity	489 USgal	1.850 L
Dimensions:		
Boom Length	88'-7"	27 m
Stick Length	65'-7.3/8"	20 m
Total Weight Superstructure^(*)	347,402 lbs	157.910 kg

(*) Operating weight does not include lubricants, hydraulic oil, bucket and operator

(**) Materials and specifications are subject to change without notice.

See your E-Crane[™] dealer for available options.

Alle rechten voorbehouden. Niets uit deze uitgave mag worden veelevoudigd, opgeslagen in een geautomatiseerd gegevensbestand, of openbaar gemaakt, in enige vorm of op enige wijze, hetzij elektronisch, mechanisch, door fotocopiëren, opnamen of enige andere manier, zonder voorafgaande schriftelijke toestemming van nv Indusign (België).

All rights reserved. No part of this publication may be reproduced, stored in a retrieval system, or transmitted, in any form or by any means, electronic, mechanical, photocopying, recording or otherwise without the written permission of nv Indusign (Belgium).

Alle Rechte vorbehalten. Nachdruck, Aufnahme in ein Retrieval-System, jedwede elektronische, mechanische, fotokopierte, oder andere Übertragung, auch auszugsweise, ist ohne ausdrücklicher, schriftlicher Genehmigung von nv Indusign (Belgien) verboten.

Ce manuel ne peut en aucune façon être copié, sans autorisation écrite du firme nv Indusign (Belgique).