

E-Crane[®] Capacity Charts

2000 Series

Model 18264

Model 16290

Model 15317

Model 14359

Model 17359

Model 13382

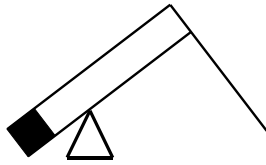
Model 16382

Model 21382

Model 19421

Model 18450





E-Crane[®] Capacity Charts
2000 Series
Model 18450

CONTENTS

DUTY CYCLE OPERATION **3**
 Load Chart (USton/ft) **3**
 Load Chart (Mton/m) **5**
LIFT CRANE OPERATION **7**
 Load Chart (USton/ft) **7**
 Load Chart (Mton/m) **9**
SPECIFICATIONS **11**

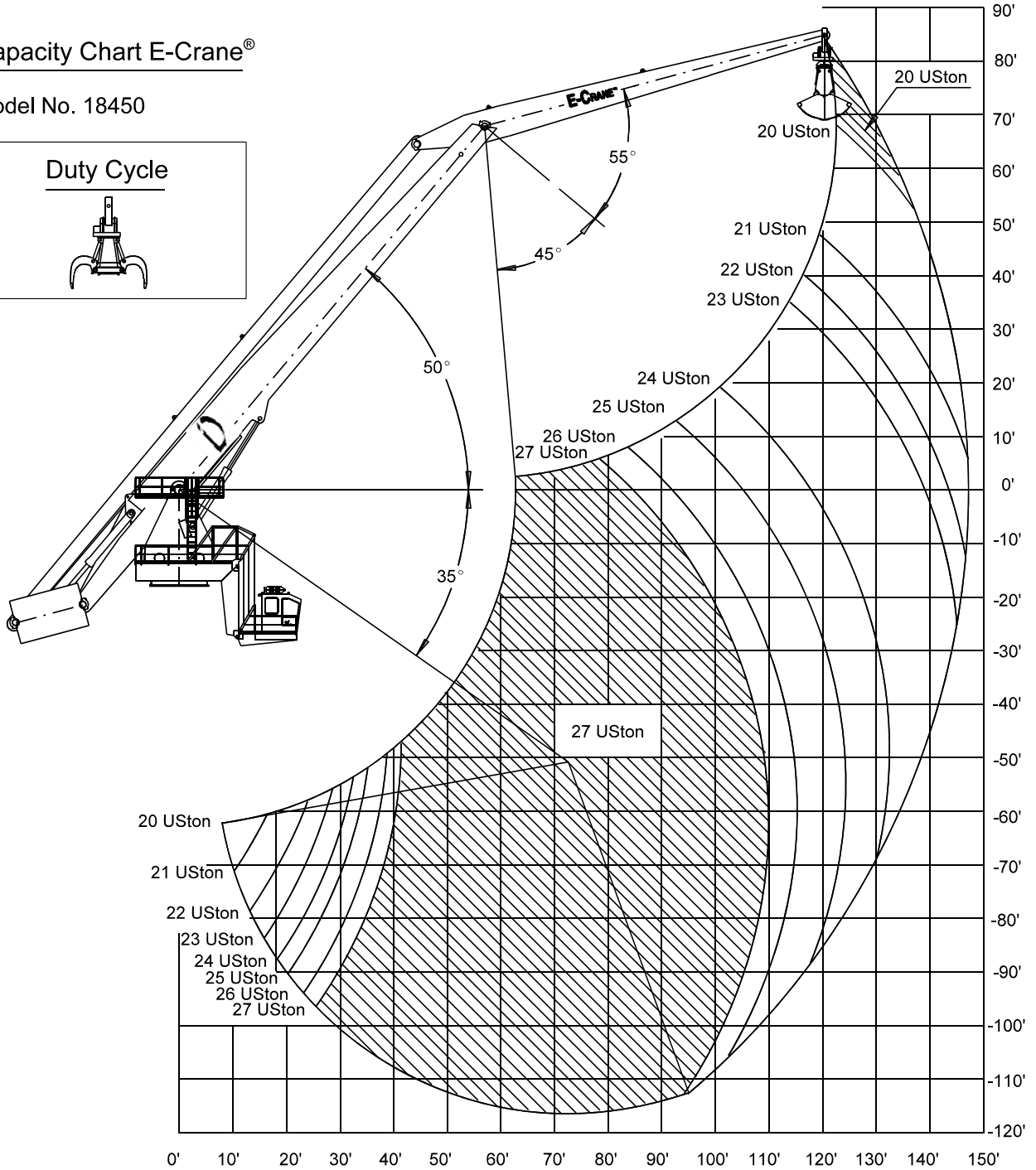



DUTY CYCLE OPERATION

Load Chart (USton/ft)

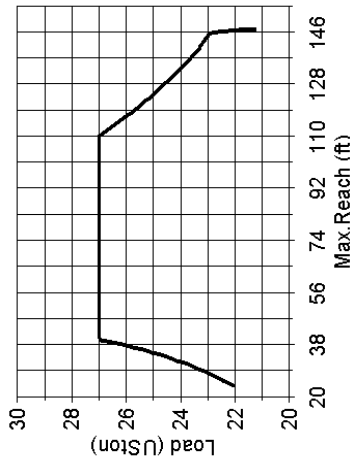
Capacity Chart E-Crane®

Model No. 18450



Docnr.:AL199-010

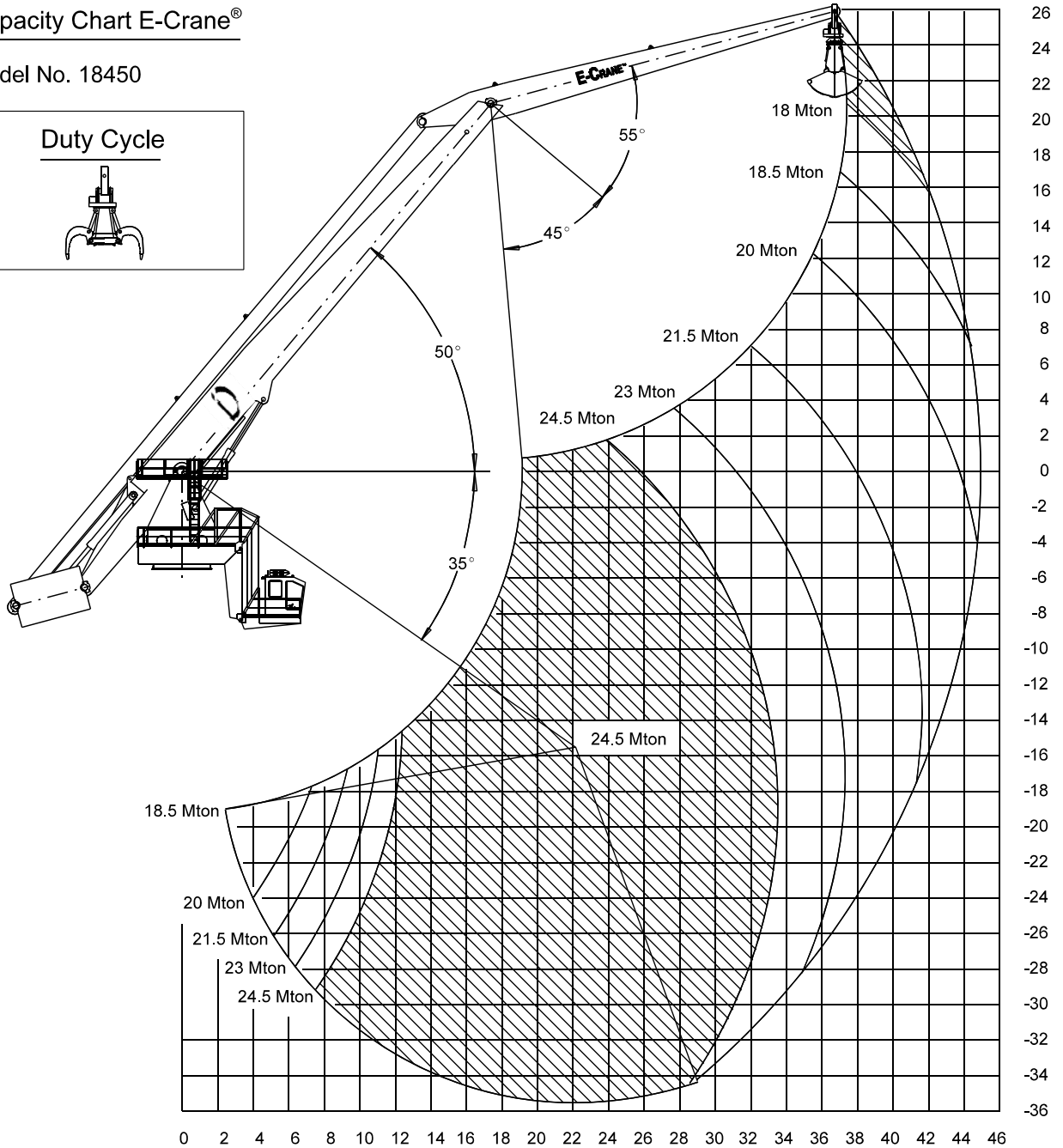
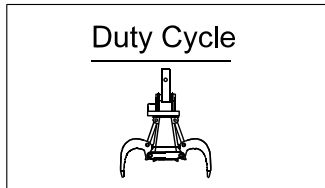
CAPACITY CHART (USton) / Duty Cycle Operation E-Crane 18450																							
HEIGHT Relative to BOOM- PIN (ft)	REACH (ft)																						
	21	27	33	39	45	51	57	63	69	75	81	87	93	99	105	111	117	123	129	135	141	147	
81																							
75																							
69																							
63																							
57																							
51																							
45																							
39																							
33																							
27																							
21																							
15																							
9																							
3																							
-3																							
-9																							
-15																							
-21																							
-27																							
-33																							
-39																							
-45																							
-51																							
-57																							
-63																							
-69																							
-75																							
-81																							
-87																							
-93																							
-99																							
-105																							
-111																							



Load Chart (Mton/m)

Capacity Chart E-Crane®

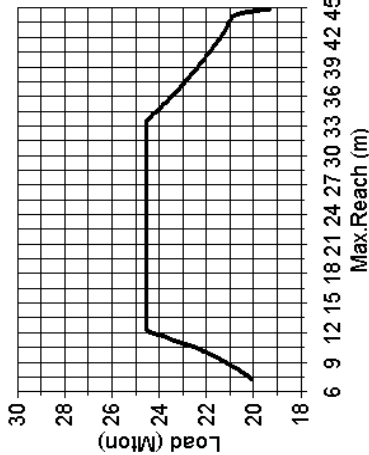
Model No. 18450



Docnr.:AL199-010

**CAPACITY CHART (Mton) / Duty Cycle Operation
E-Crane 18450**

HEIGHT Relative to BOOM- PIN (m)	REACH (m)																										
	7	8,5	10	11,5	13	14,5	16	17,5	19	20,5	22	23,5	25	26,5	28	29,5	31	32,5	34	35,5	37	38,5	40	41,5	43	44,5	
25																											
23																											
21																											
19																											
17																											
15																											
13																											
11																											
9																											
7																											
5																											
3																											
1																											
-1																											
-3																											
-5																											
-7																											
-9																											
-11																											
-13																											
-15																											
-17																											
-19																											
-21																											
-23																											
-25																											
-27																											
-29																											
-31																											
-33																											
-35																											

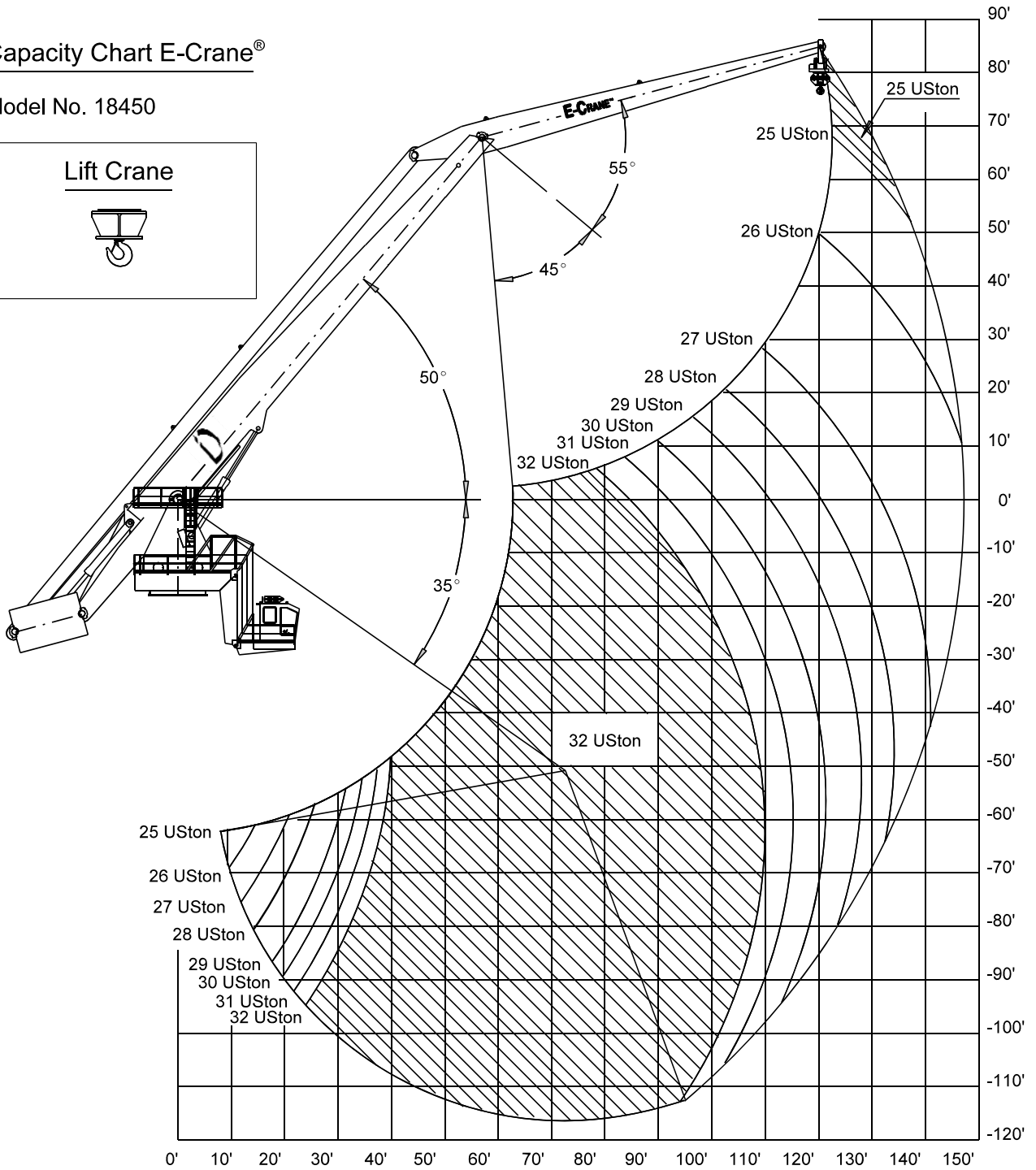
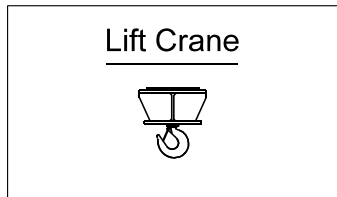


LIFT CRANE OPERATION

Load Chart (USton/ft)

Capacity Chart E-Crane®

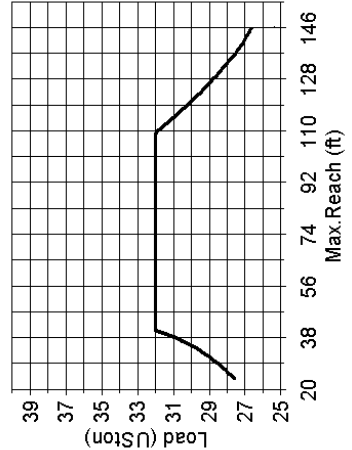
Model No. 18450



Docnr.:AL199-011

**CAPACITY CHART (USton) / Lift Crane Operation
E-Crane 18450**

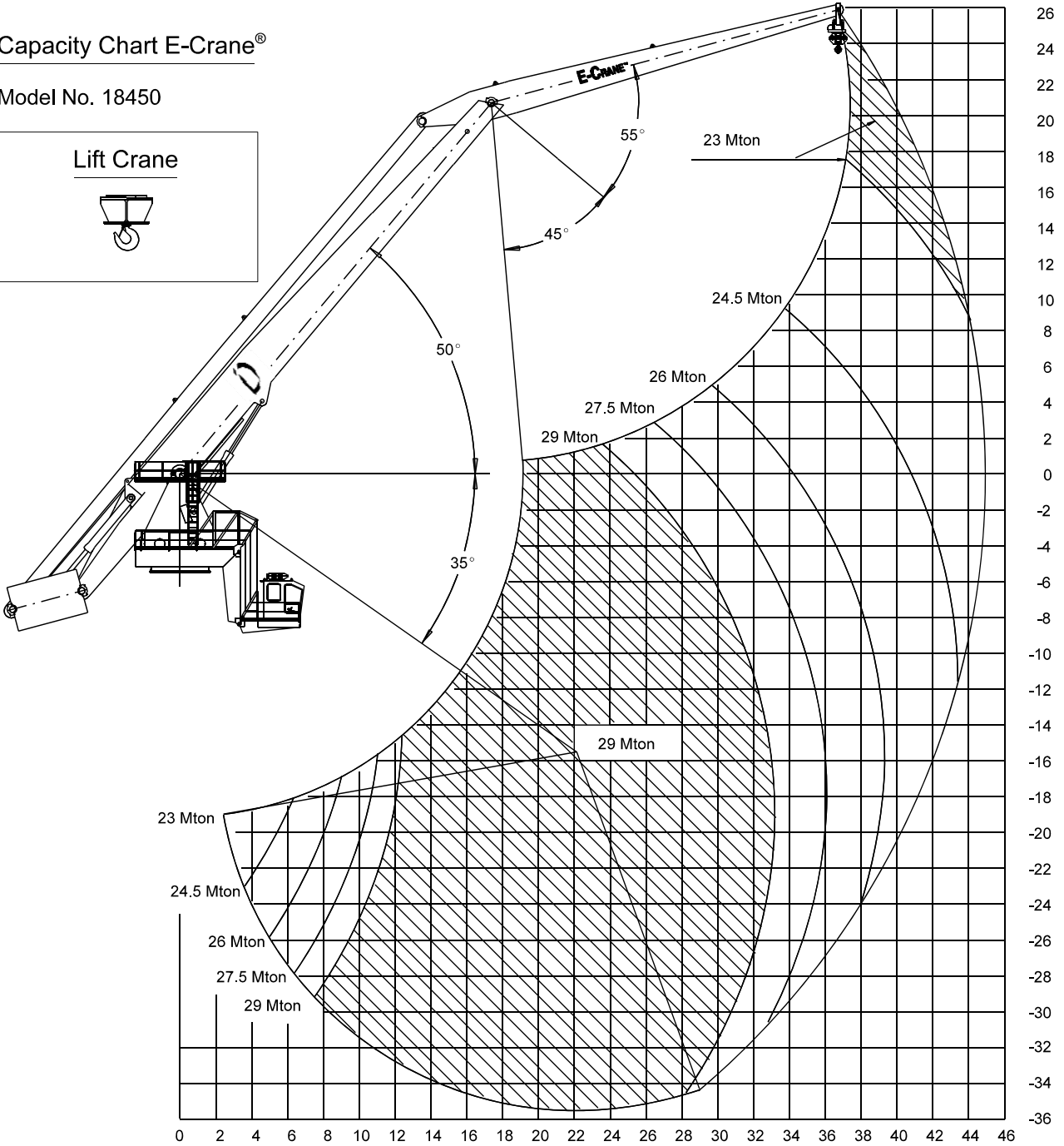
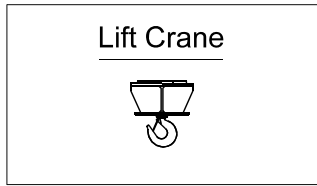
HEIGHT Relative to BOOM- PIN (ft)	REACH (ft)																						
	21	27	33	39	45	51	57	63	69	75	81	87	93	99	105	111	117	123	129	135	141	147	
81																							
75																							
69																							
63																							
57																							
51																							
45																							
39																							
33																							
27																							
21																							
15																							
9																							
3																							
-3																							
-9																							
-15																							
-21																							
-27																							
-33																							
-39																							
-45																							
-51																							
-57																							
-63																							
-69																							
-75																							
-81																							
-87																							
-93																							
-99																							
-105																							
-111																							



Load Chart (Mton/m)

Capacity Chart E-Crane®

Model No. 18450



Docnr.:ALI99-011

SPECIFICATIONS

	Specifications English (**)	Specifications Metric (**)
Operating Range:		
Minimum Outreach Range (from centerline of rotation)	7'-11.5/16"	2,421 m
Maximum Outreach (from centerline of rotation)	147'-2.11/16"	44,874 m
Downreach Range (below main boom pivot point)	116'-5.1/8"	35,487 m
Lifting Range (vertical lift)	201'-3.3/16"	61,346 m
Boom Operating Angles (above and below horizontal)	+50°/-35°	+50°/-35°
Stick Operating Angles (before and after vertical)	+55°/-45°	+55°/-45°
Degrees of Rotation	360° continuous	360° continuous
Power:		
Power Supply	3-Phase 480 Volts AC, 60 Hz	3-Phase, 380 Volts AC, 50 Hz
Electrical Motor	800 hp	600 kW
Hydraulic Pump Output		
Implement	380 gpm	1.440 L/min
Swing	121 gpm	458 L/min
Hydraulic System Relief Setting	3,625 psi	25.000 kPa
Hydraulic Tank Refill Capacity	1056 USgal	4.000 L
Dimensions:		
Boom Length	88'-7"	27 m
Stick Length	65'-7.3/8"	20 m
Total Weight Superstructure^(*)	721,600 lbs	328.000 kg

(*) Operating weight does not include lubricants, hydraulic oil, bucket and operator

(**) Materials and specifications are subject to change without notice.

See your E-Crane™ dealer for available options.

Alle rechten voorbehouden. Niets uit deze uitgave mag worden veelevoudigd, opgeslagen in een geautomatiseerd gegevensbestand, of openbaar gemaakt, in enige vorm of op enige wijze, hetzij elektronisch, mechanisch, door fotocopieën, opnamen of enige andere manier, zonder voorafgaande schriftelijke toestemming van nv Indusign (België).

All rights reserved. No part of this publication may be reproduced, stored in a retrieval system, or transmitted, in any form or by any means, electronic, mechanical, photocopying, recording or otherwise without the written permission of nv Indusign (Belgium).

Alle Rechte vorbehalten. Nachdruck, Aufnahme in ein Retrieval-System, jedwede elektronische, mechanische, fotokopierte, oder andere Übertragung, auch auszugsweise, ist ohne ausdrücklicher, schriftlicher Genehmigung von nv Indusign (Belgien) verboten.

Ce manuel ne peut en aucune façon être copié, sans autorisation écrite du firme nv Indusign (Belgique).