

E-Crane[®] Capacity Charts

2000 Series

Model 18264

Model 16290

Model 15317

Model 14359

Model 17359

Model 13382

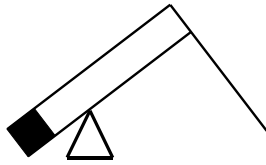
Model 16382

Model 21382

Model 19421

Model 18450





E-Crane[®] Capacity Charts
2000 Series
Model 16382

CONTENTS

DUTY CYCLE OPERATION	3
Load Chart (USton/ft)	3
Load Chart (Mton/m)	5
LIFT CRANE OPERATION	7
Load Chart (USton/ft)	7
Load Chart (Mton/m)	9
SPECIFICATIONS	11

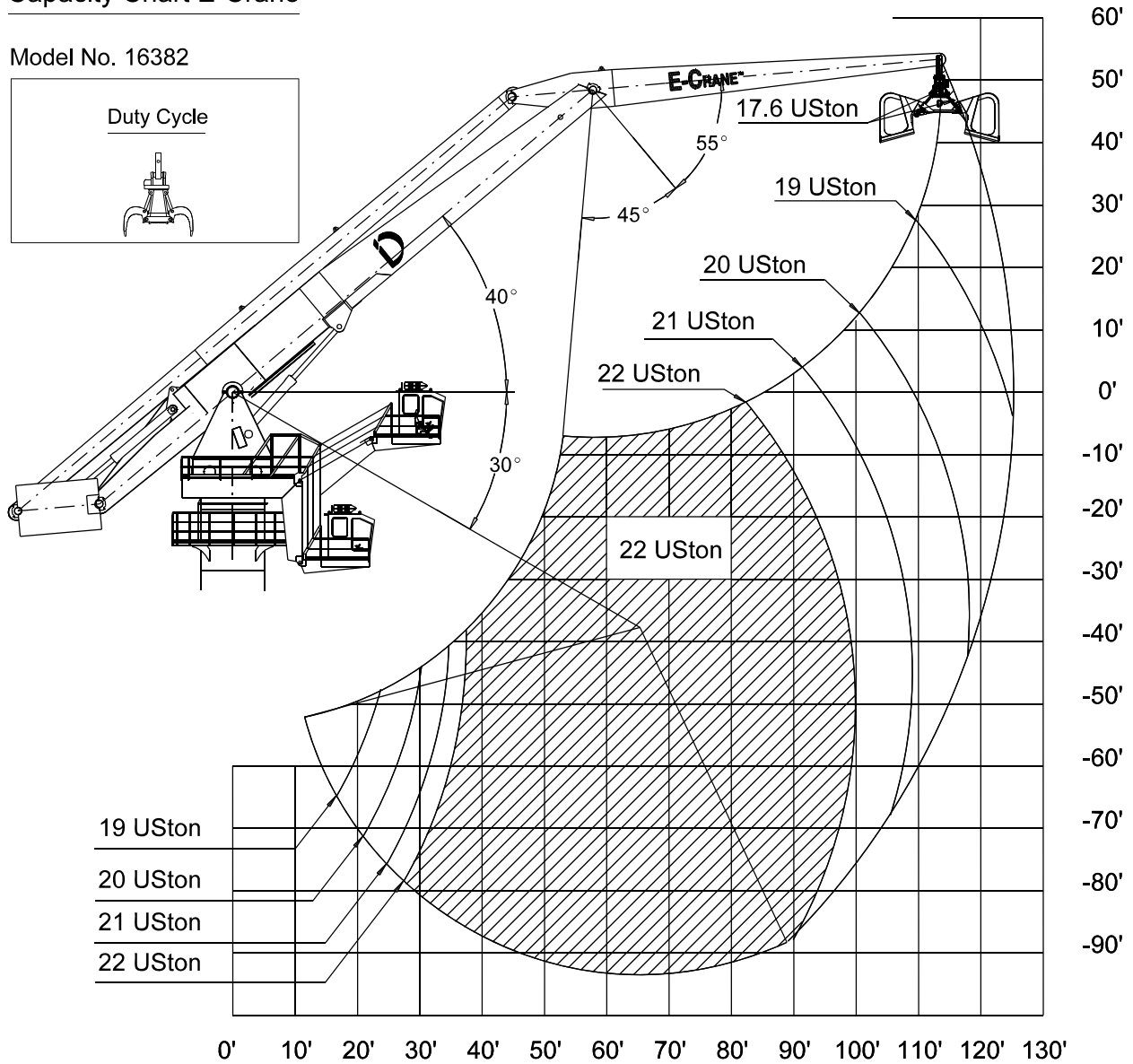
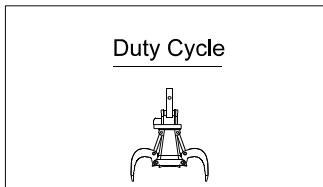


DUTY CYCLE OPERATION

Load Chart (Uston/ft)

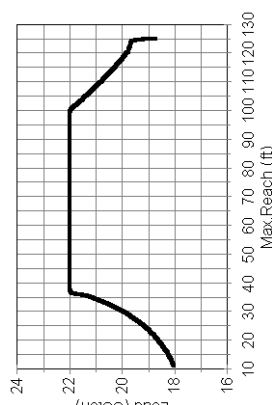
Capacity Chart E-Crane™

Model No. 16382



docnr.:ALI2002-031

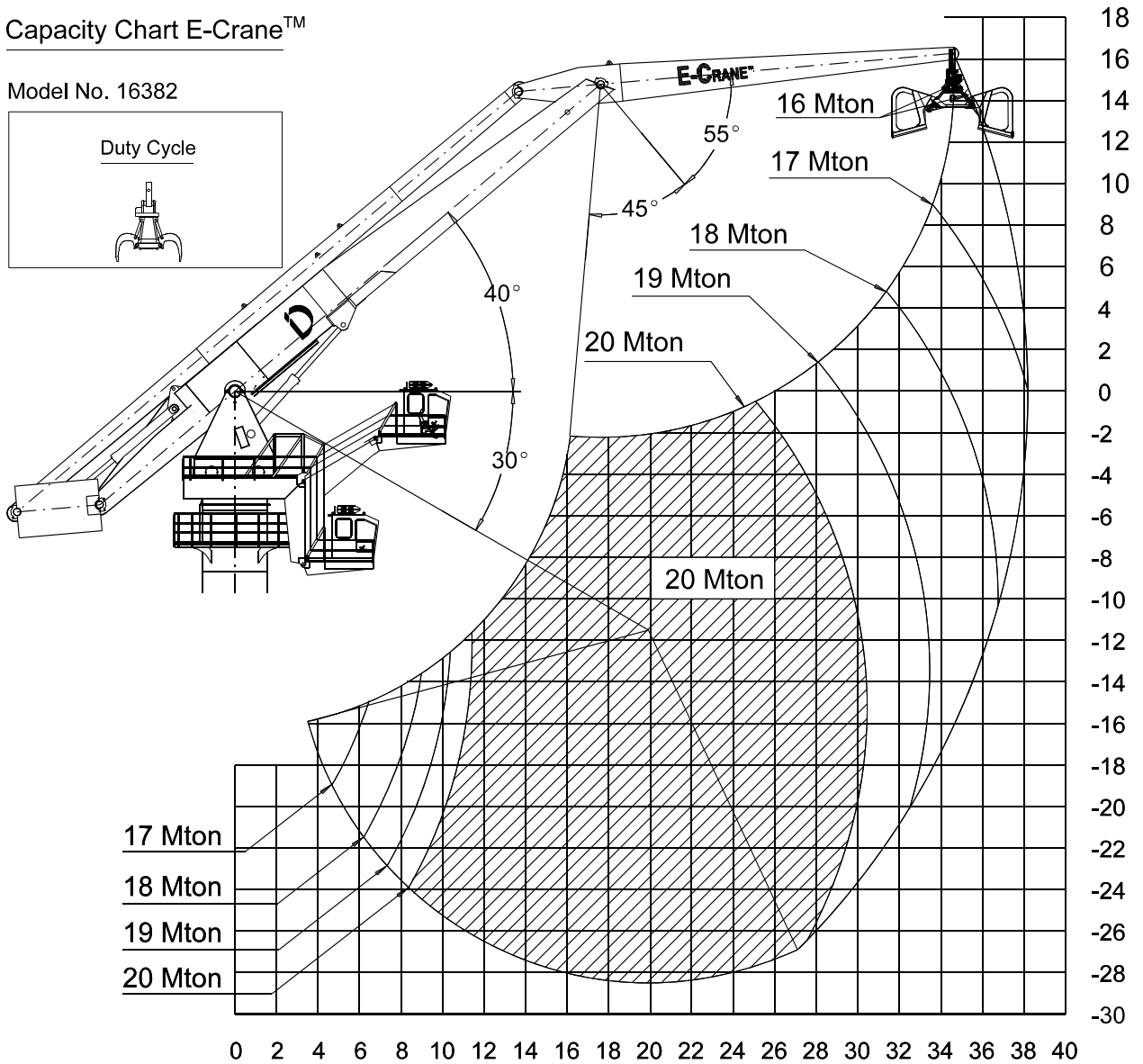
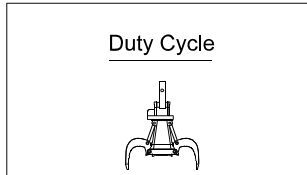
		CAPACITY CHART (USton) / Duty Cycle Operation E-Crane 16382																				
		REACH (ft)																				
HEIGHT Relative to BOOM- PIN (ft)																						
	15	20	25	30	35	40	45	50	55	60	65	70	75	80	85	90	95	100	105	110	115	120
45	17,61																					
40	17,70																					
35	17,93 17,64																					
30	18,22 17,82																					
25	19,12 18,61 18,06																					
20	19,63 18,98 18,31																					
15	19,75 19,68 19,42 18,73																					
10	20,15 19,91 19,73 19,65 19,12																					
5	20,64 20,35 20,09 19,80 19,70 19,58 18,51																					
0	21,34 20,97 20,57 20,28 19,97 19,74 19,65 18,85																					
-5	22,00 22,00 22,00 21,64 21,15 20,80 20,49 20,15 19,80 19,68 19,12																					
-10	22,00 22,00 22,00 22,00 21,97 21,44 21,06 20,64 20,28 19,91 19,71																					
-15	22,00 22,00 22,00 22,00 22,00 22,00 21,75 21,24 20,80 20,42 20,03 19,74																					
-20	22,00 22,00 22,00 22,00 22,00 22,00 21,97 21,44 20,97 20,57 20,15 19,75																					
-25	22,00 22,00 22,00 22,00 22,00 22,00 22,00 21,64 21,15 20,64 20,21 19,80																					
-30	22,00 22,00 22,00 22,00 22,00 22,00 22,00 21,75 21,24 20,72 20,28 19,86																					
-35	22,00 22,00 22,00 22,00 22,00 22,00 22,00 21,85 21,34 20,80 20,35 19,86																					
-40	22,00 22,00 22,00 22,00 22,00 22,00 22,00 21,97 21,44 20,88 20,35																					
-45	22,00 22,00 22,00 22,00 22,00 22,00 22,00 22,00 22,00 21,44 20,88 20,35																					
-50	22,00 22,00 22,00 22,00 22,00 22,00 22,00 22,00 22,00 22,00 21,44 20,80																					
-55	22,00 22,00 22,00 22,00 22,00 22,00 22,00 22,00 22,00 22,00 21,44 20,72																					
-60	22,00 22,00 22,00 22,00 22,00 22,00 22,00 22,00 22,00 21,97 21,34																					
-65	22,00 22,00 22,00 22,00 22,00 22,00 22,00 22,00 22,00 21,85 21,15																					
-70	22,00 22,00 22,00 22,00 22,00 22,00 22,00 22,00 22,00 21,64																					
-75	21,00 22,00 22,00 22,00 22,00 22,00 22,00 22,00 22,00 21,44																					
-80	22,00 22,00 22,00 22,00 22,00 22,00 22,00 22,00 22,00 21,85																					
-85	22,00 22,00 22,00 22,00 22,00 22,00 22,00 22,00 22,00 22,00																					
-90	22,00 22,00 22,00 22,00 22,00 22,00 22,00 22,00 22,00 22,00																					



Load Chart (Mton/m)

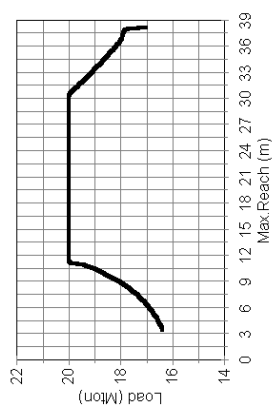
Capacity Chart E-Crane™

Model No. 16382



Docnr.:ALI2002-030

CAPACITY CHART (Mton) / Duty Cycle Operation E-Crane 16382		REACH (m)																							
		3,5	5	6,5	8	9,5	11	12,5	14	15,5	17	18,5	20	21,5	23	24,5	26	27,5	29	30,5	32	33,5	35	36,5	38
HEIGHT Relative to BOOM-PIN (m)																									
12																									
10,5																									
9																									
7,5																									
6																									
4,5																									
3																									
1,5																									
0																									
-1,5																									
-3																									
-4,5																									
-6																									
-7,5																									
-9																									
-10,5																									
-12																									
-13,5																									
-15																									
-16,5																									
-18																									
-19,5																									
-21																									
-22,5																									
-24																									
-25,5																									
-27																									

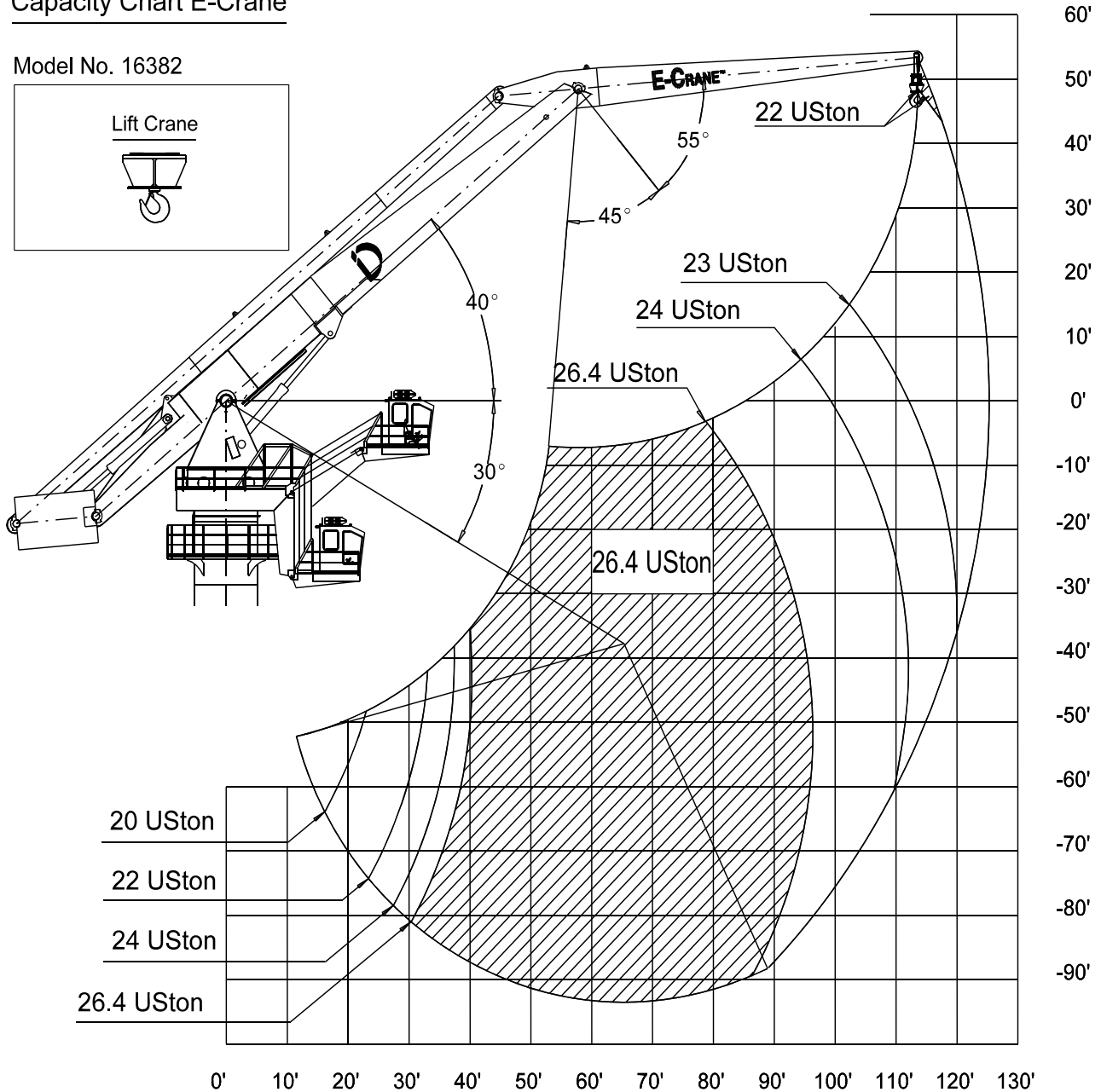
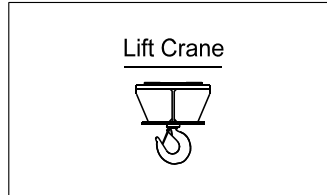


LIFT CRANE OPERATION

Load Chart (USton/ft)

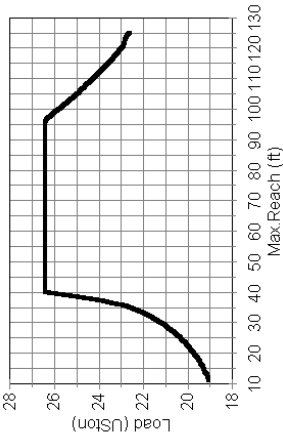
Capacity Chart E-Crane™

Model No. 16382



Docnr.: ALI2002-033

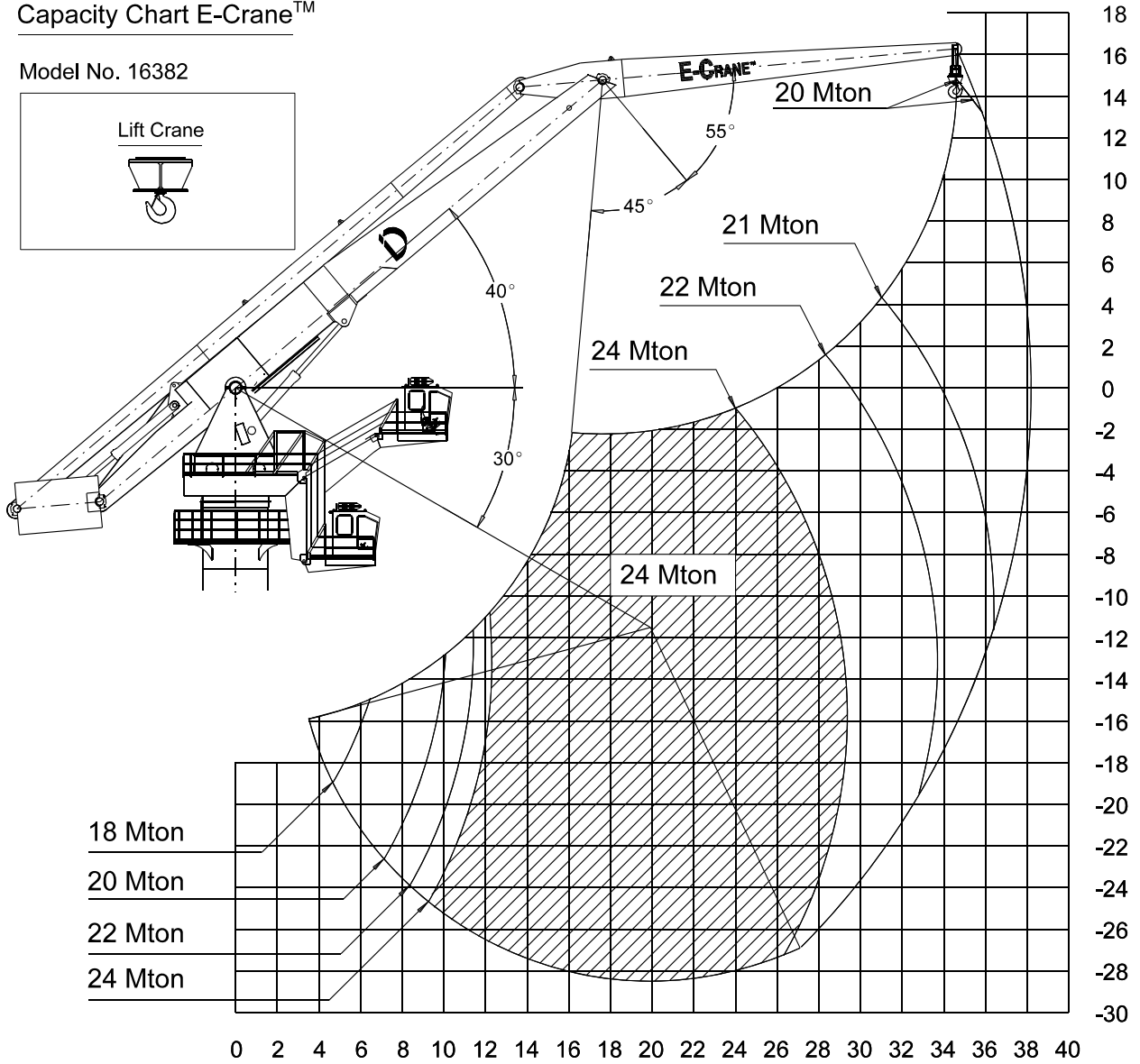
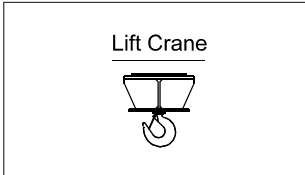
CAPACITY CHART (USton) / Lift Crane Operation E-Crane 16382		REACH (ft)																							
		15	20	25	30	35	40	45	50	55	60	65	70	75	80	85	90	95	100	105	110	115	120	125	
HEIGHT Relative to BOOM-PIN (ft)	45																								
	40																								
	35																								
	30																								
	25																								
	20																								
	15																								
	10																								
	5																								
	0																								
	-5																								
	-10																								
	-15																								
	-20																								
	-25																								
	-30																								
	-35																								
	-40																								
	-45																								
	-50																								
	-55																								
	-60																								
	-65																								
	-70																								
	-75																								
	-80																								
	-85																								
	-90																								



Load Chart (Mton/m)

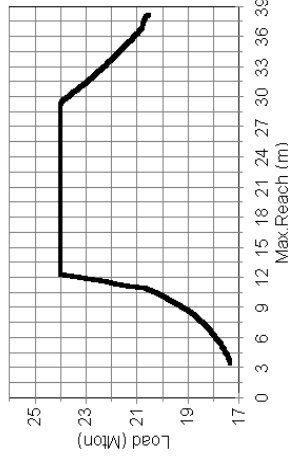
Capacity Chart E-Crane™

Model No. 16382



Docnr.: ALI2002-032

		CAPACITY CHART (Mton) / Lift Crane Operation																						
		E-Crane 16382																						
HEIGHT Relative to BOOM- PIN (m)	REACH (m)																							
	5	6,5	8	9,5	11	12,5	14	15,5	17	18,5	20	21,5	23	24,5	26	27,5	29	30,5	32	33,5	35	36,5	38	
12																								
10,5																								
9																								
7,5																								
6																								
4,5																								
3																								
1,5																								
0																								
-1,5																								
-3																								
-4,5																								
-6																								
-7,5																								
-9																								
-10,5																								
-12																								
-13,5																								
-15																								
-16,5																								
-18																								
-19,5																								
-21																								
-22,5																								
-24																								
-25,5																								
-27																								



SPECIFICATIONS

	Specifications English (**)	Specifications Metric (**)
Operating Range:		
Minimum Outreach Range (from centerline of rotation)	11'-5.11/16"	3,498 m
Maximum Outreach (from centerline of rotation)	125'-3.9/16"	38,191 m
Downreach Range (below main boom pivot point)	93'-6.1/16"	28,500 m
Lifting Range (vertical lift)	146'-10.7/16"	44,766 m
Boom Operating Angles (above and below horizontal)	+40°/-30°	+40°/-30°
Stick Operating Angles (before and after vertical)	+55°/-45°	+55°/-45°
Degrees of Rotation	360° continuous	360° continuous
Power:		
Power Supply	3-Phase 480 Volts AC, 60 Hz	3-Phase, 380 Volts AC, 50 Hz
Electrical Motor	600 hp	450 kW
Hydraulic Pump Output		
Implement	380 gpm	1.440 L/min
Swing	121 gpm	458 L/min
Hydraulic System Relief Setting	3,990 psi	27.500 kPa
Hydraulic Tank Refill Capacity	1056 USgal	4.000 L
Dimensions:		
Boom Length	75'-5.1/2"	23 m
Stick Length	55'-9.5/16"	17 m
Total Weight Superstructure^(*)	530,200 lbs	241.000 kg

(*) Operating weight does not include lubricants, hydraulic oil, bucket and operator

(**) Materials and specifications are subject to change without notice.
See your E-Crane™ dealer for available options.

Alle rechten voorbehouden. Niets uit deze uitgave mag worden veelevoudigd, opgeslagen in een geautomatiseerd gegevensbestand, of openbaar gemaakt, in enige vorm of op enige wijze, hetzij elektronisch, mechanisch, door fotocopieën, opnamen of enige andere manier, zonder voorafgaande schriftelijke toestemming van nv Indusign (België).

All rights reserved. No part of this publication may be reproduced, stored in a retrieval system, or transmitted, in any form or by any means, electronic, mechanical, photocopying, recording or otherwise without the written permission of nv Indusign (Belgium).

Alle Rechte vorbehalten. Nachdruck, Aufnahme in ein Retrieval-System, jedwede elektronische, mechanische, fotokopierte, oder andere Übertragung, auch auszugsweise, ist ohne ausdrücklicher, schriftlicher Genehmigung von nv Indusign (Belgien) verboten.

Ce manuel ne peut en aucune façon être copié, sans autorisation écrite du firme nv Indusign (Belgique).