


# xP7000


## Medium-Heavy Range

### Productivity (mq in 8 hours)

Hard rock, Compact basalt, Limestone.  
**400min / 1200max**



Medium-hard rock, Slate, Non-omogeneous granite.  
**550min / 1450max**



Concrete non reinforced stratified limestone, tuff.  
**800min / 2200max**



## Technical Specification

Working weight	6900 Kgs
Carrier's weight min/max	70/130 ton
Total height	4200 mm
Tool diameter	210 mm
Useful length of standard tools	800 mm
Oil flow min/max	380/420 l/min
Working pressure min/max	180/190 bar
Blows per minute	239/432 1/min
Impact energy	22370 joule

## Size Compatibility



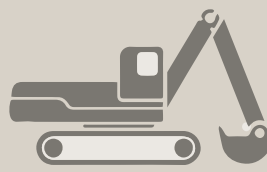
MINI LOADER



BACKHOE LOADER



COMPACT EXCAVATOR



CRAWLER EXCAVATOR



WHEELED EXCAVATOR