


xP4500


Medium-Heavy Range

Productivity (mq in 8 hours)

Hard rock, Compact basalt, Limestone.
300min / 900max



Medium-hard rock, Slate, Non-omogeneous granite.
450min / 1250max



Concrete non reinforced stratified limestone, tuff.
650min / 1800max



Technical Specification

Working weight	4380 Kgs
Carrier's weight min/max	45/80 ton
Total height	3800 mm
Tool diameter	180 mm
Useful length of standard tools	700 mm
Oil flow min/max	290/330 l/min
Working pressure min/max	180/190 bar
Blows per minute	249/432 1/min
Impact energy	16871 joule

Size Compatibility



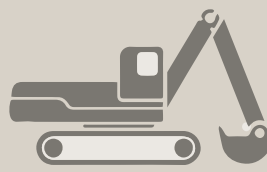
MINI LOADER



BACKHOE LOADER



COMPACT EXCAVATOR



CRAWLER EXCAVATOR



WHEELED EXCAVATOR